



# **Creative Fabrica**

**Embroidery Design  
Sewing Information**

**[www.creativefabrica.com/embroidery/](http://www.creativefabrica.com/embroidery/)**

© Creative Fabrica

## Key Fob Instructions


### Step 1

Hoop tear away stabilizer and run the placement stitch onto the stabilizer.



### Step 2

Place your fabric/vinyl/leather covering entire placement line, and run the tack-down stitch to secure the fabric.



### Step 3


Complete the design detail steps for embroidery, depending on the design it can be 3-4 or more steps to be done here.



#### Step 4

When embroidery details are done before the last final step, turn the hoop over cover placement line with your back fabric and tape it in place.

(optional) For ribbon KeyFob, place your ribbon folded along with the fabric in this step only.




#### Step 5

Run final tack down stitch to secure front and back fabric together, you can use matching bobbin here if you don't want the back of your KeyFob to look white.



#### Step 6

Remove the hoop, tear away the stabilizer and cut the fabric/vinyl close to the stitches.



#### Step 7

Congratulations, Your design is COMPLETE!

You can add the keyfob hardware as you want, depending on the design you used (ribbon, snaptab or eyelet version)

Thank you for supporting my small business, you can always reach out to me on [www.embroiderydesigns101.com](http://www.embroiderydesigns101.com) if you are having any issues.

# Production Worksheet

Wilcom EmbroideryStudio - Designing

Design: **Baby Drogon-Eyelet**

Title:

Stitches: 1,861  
Height: 61.9 mm  
Width: 53.2 mm  
Colors: 5  
Colorway: Colorway 1  
Zoom: 2.54




Machine format: Tajima  
Color changes: 6  
Stops: 7  
Trims: 21  
Appliqués: 0  
Left: 26.6 mm  
Right: 26.6 mm  
Up: 30.9 mm  
Down: 30.9 mm  
EndX: 0.0 mm  
EndY: 0.0 mm  
Area: 3294.0 mm<sup>2</sup>  
Max stitch: 7.4 mm  
Min stitch: 0.1 mm  
Max jump: 7.0 mm  
Thread chart: Madeira PolyNeon 40  
Total thread: 9.88m  
Total bobbin: 3.24m

### Stop Sequence:

#	N#	Color	St.	Code	Name	Element
1.	1	1800	95	1800	Emerald Black	
2.	3	1701	104	1701	Spring Green	
3.	2	1661	320	1661	Moonbeam	
4.	3	1701	799	1701	Spring Green	
5.	4	1709	99	1709	Shocking Pink	
6.	5	1823	156	1823		
7.	3	1701	286	1701	Spring Green	

Thread usage: 9.18m

N#	Color	Name	Length
1.	1800	Emerald Black	0.52m
3.	1701	Spring Green	5.88m
2.	1661	Moonbeam	1.59m
4.	1709	Shocking Pink	0.45m
5.	1823		0.73m




# Color Film


Wilcom EmbroideryStudio - Designing  
Design: **Baby Drogon-Eyelet**

Title:

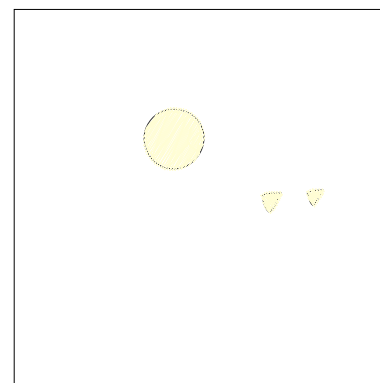
Stitches: 1,861  
Height: 61.9 mm  
Width: 53.2 mm  
Colors: 5  
Colorway: Colorway 1  
Zoom: 0.77




Stop #: 1  
Element:  
Code: 1800  
Name: Emerald Black  
Chart: Madeira PolyNeon 40  
Stitches: 95  
Thread used: 0.52m




Stop #: 2  
Element:  
Code: 1701  
Name: Spring Green  
Chart: Madeira PolyNeon 40  
Stitches: 104  
Thread used: 0.54m




Stop #: 3  
Element:  
Code: 1661  
Name: Moonbeam  
Chart: Madeira PolyNeon 40  
Stitches: 320  
Thread used: 1.59m



Stop #: 4  
Element:  
Code: 1701  
Name: Spring Green  
Chart: Madeira PolyNeon 40  
Stitches: 799  
Thread used: 3.79m



Stop #: 5  
Element:  
Code: 1709  
Name: Shocking Pink  
Chart: Madeira PolyNeon 40  
Stitches: 99  
Thread used: 0.45m





Stop #: 6  
Element:  
Code: 1823  
Name:  
Chart: Madeira PolyNeon 40  
Stitches: 156  
Thread used: 0.73m

# Color Film

Wilcom EmbroideryStudio - Designing  
Design: **Baby Drogon-Eyelet**  
Title:

Stitches: 1,861  
Height: 61.9 mm  
Width: 53.2 mm  
Colors: 5  
Colorway: Colorway 1  
Zoom: 0.77



Stop #: 7  
Element:  
Code: 1701  
Name: Spring Green  
Chart: Madeira PolyNeon 40  
Stitches: 286  
Thread used: 1.55m



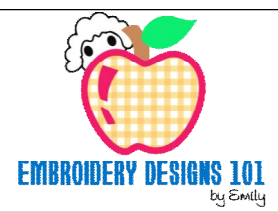
# Production Worksheet

Wilcom EmbroideryStudio - Designing


Design: **Baby Drogon-Ribbon**

Title:

Stitches: 1,783  
 Height: 52.7 mm  
 Width: 53.2 mm  
 Colors: 5  
 Colorway: Colorway 1  
 Zoom: 2.54



Machine format: Tajima  
 Color changes: 6  
 Stops: 7  
 Trims: 19  
 Appliqués: 0  
 Left: 26.6 mm  
 Right: 26.6 mm  
 Up: 26.3 mm  
 Down: 26.4 mm  
 EndX: 0.0 mm  
 EndY: 0.0 mm  
 Area: 2805.1 mm<sup>2</sup>  
 Max stitch: 7.4 mm  
 Min stitch: 0.1 mm  
 Max jump: 6.9 mm  
 Thread chart: Madeira PolyNeon 40  
 Total thread: 9.50m  
 Total bobbin: 3.10m



Stop Sequence:

#	N#	Color	St.	Code	Name	Element
1.	1	Black	85	1800	Emerald Black	
2.	3	Green	84	1701	Spring Green	
3.	2	Yellow	320	1661	Moonbeam	
4.	3	Green	799	1701	Spring Green	
5.	4	Pink	99	1709	Shocking Pink	
6.	5	Yellow	156	1823		
7.	3	Green	238	1701	Spring Green	

Thread usage: 8.80m

N#	Color	Name	Length
1.	1800	Emerald Black	0.46m
3.	1701	Spring Green	5.56m
2.	1661	Moonbeam	1.59m
4.	1709	Shocking Pink	0.45m
5.	1823		0.73m



# Color Film

Wilcom EmbroideryStudio - Designing


Design: **Baby Drogon-Ribbon**

Title:

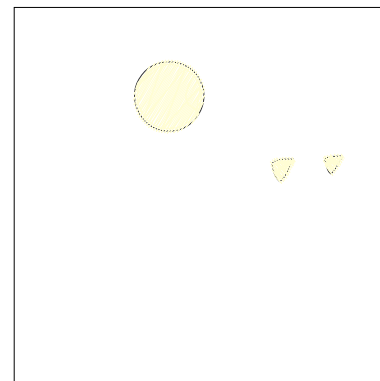
Stitches: 1,783  
Height: 52.7 mm  
Width: 53.2 mm  
Colors: 5  
Colorway: Colorway 1  
Zoom: 0.89




Stop #: 1  
Element:  
Code: 1800  
Name: Emerald Black  
Chart: Madeira PolyNeon 40  
Stitches: 85  
Thread used: 0.46m



Stop #: 2  
Element:  
Code: 1701  
Name: Spring Green  
Chart: Madeira PolyNeon 40  
Stitches: 84  
Thread used: 0.46m




Stop #: 3  
Element:  
Code: 1661  
Name: Moonbeam  
Chart: Madeira PolyNeon 40  
Stitches: 320  
Thread used: 1.59m



Stop #: 4  
Element:  
Code: 1701  
Name: Spring Green  
Chart: Madeira PolyNeon 40  
Stitches: 799  
Thread used: 3.79m



Stop #: 5  
Element:  
Code: 1709  
Name: Shocking Pink  
Chart: Madeira PolyNeon 40  
Stitches: 99  
Thread used: 0.45m





Stop #: 6  
Element:  
Code: 1823  
Name:  
Chart: Madeira PolyNeon 40  
Stitches: 156  
Thread used: 0.73m



# Color Film

Wilcom EmbroideryStudio - Designing  
Design: **Baby Drogon-Ribbon**  
Title:

Stitches: 1,783  
Height: 52.7 mm  
Width: 53.2 mm  
Colors: 5  
Colorway: Colorway 1  
Zoom: 0.89



Stop #: 7  
Element:  
Code: 1701  
Name: Spring Green  
Chart: Madeira PolyNeon 40  
Stitches: 238  
Thread used: 1.32m

# Production Worksheet

Wilcom EmbroideryStudio - Designing

Design: **Baby Drogon-SnapTab**

Title:

Stitches: 2,036  
Height: 91.6 mm  
Width: 92.0 mm  
Colors: 5  
Colorway: Colorway 1  
Zoom: 1.47



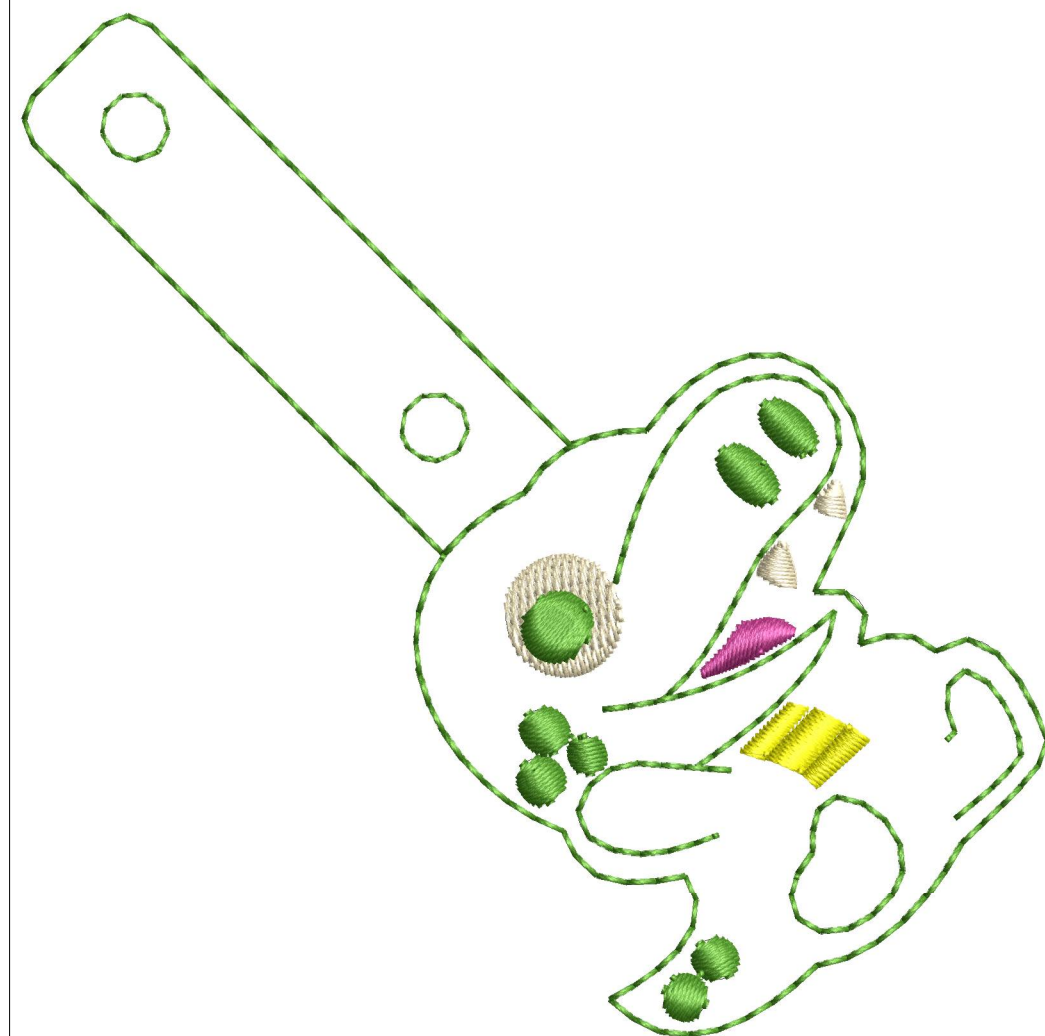
Machine format: Tajima  
Color changes: 6  
Stops: 7  
Trims: 21  
Appliqués: 0  
Left: 46.0 mm  
Right: 46.0 mm  
Up: 45.8 mm  
Down: 45.8 mm  
EndX: 0.0 mm  
EndY: 0.0 mm  
Area: 8426.2 mm<sup>2</sup>  
Max stitch: 10.1 mm  
Min stitch: 0.1 mm  
Max jump: 6.9 mm  
Thread chart: Madeira PolyNeon 40  
Total thread: 10.91m  
Total bobbin: 3.64m

### Stop Sequence:

#	N#	Color	St.	Code	Name	Element
1.	1	Black	126	1800	Emerald Black	
2.	3	Spring Green	125	1701	Spring Green	
3.	2	Moonbeam	320	1661	Moonbeam	
4.	3	Spring Green	799	1701	Spring Green	
5.	4	Shocking Pink	100	1709	Shocking Pink	
6.	5	Yellow	156	1823		
7.	3	Spring Green	408	1701	Spring Green	

Thread usage: 10.21m

N#	Color	Name	Length
1.	1800	Emerald Black	0.71m
3.	1701	Spring Green	6.72m
2.	1661	Moonbeam	1.59m
4.	1709	Shocking Pink	0.45m
5.	1823		0.73m



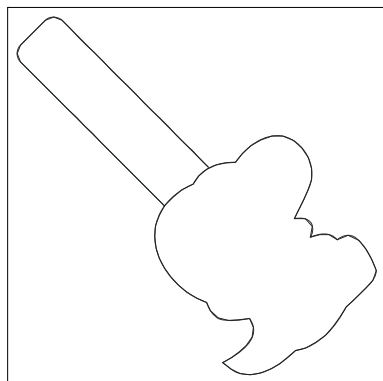

# Color Film

Wilcom EmbroideryStudio - Designing

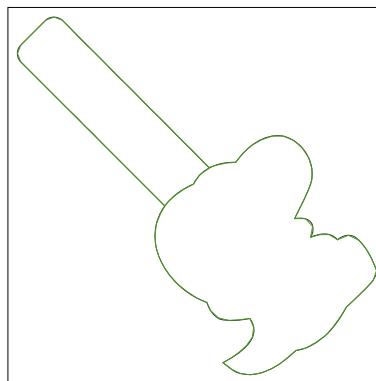
Design: **Baby Drogon-SnapTab**

Title:


Stitches: 2,036  
Height: 91.6 mm  
Width: 92.0 mm  
Colors: 5  
Colorway: Colorway 1  
Zoom: 0.52



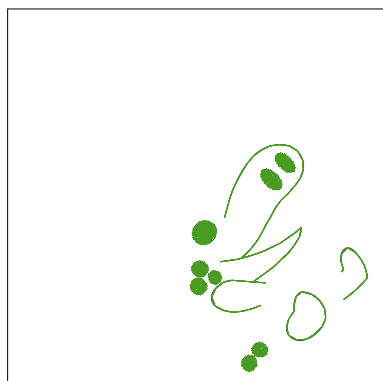
Stop #: 1  
Element:  
Code: 1800  
Name: Emerald Black  
Chart: Madeira PolyNeon 40  
Stitches: 126  
Thread used: 0.71m




Stop #: 2  
Element:  
Code: 1701  
Name: Spring Green  
Chart: Madeira PolyNeon 40  
Stitches: 125  
Thread used: 0.70m




Stop #: 3  
Element:  
Code: 1661  
Name: Moonbeam  
Chart: Madeira PolyNeon 40  
Stitches: 320  
Thread used: 1.59m



Stop #: 4  
Element:  
Code: 1701  
Name: Spring Green  
Chart: Madeira PolyNeon 40  
Stitches: 799  
Thread used: 3.79m



Stop #: 5  
Element:  
Code: 1709  
Name: Shocking Pink  
Chart: Madeira PolyNeon 40  
Stitches: 100  
Thread used: 0.45m



Stop #: 6  
Element:  
Code: 1823  
Name:  
Chart: Madeira PolyNeon 40  
Stitches: 156  
Thread used: 0.73m

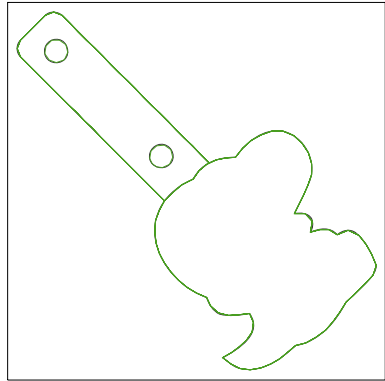
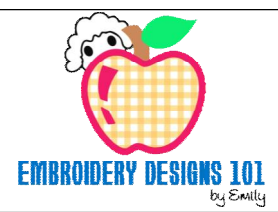
# Color Film

Wilcom EmbroideryStudio - Designing

Design: **Baby Drogon-SnapTab**

Title:

Stitches: 2,036  
Height: 91.6 mm  
Width: 92.0 mm  
Colors: 5  
Colorway: Colorway 1  
Zoom: 0.52



Stop #: 7  
Element:  
Code: 1701  
Name: Spring Green  
Chart: Madeira PolyNeon 40  
Stitches: 408  
Thread used: 2.23m