



Creative Fabrica

**Embroidery Design
Sewing Information**

www.creativefabrica.com/embroidery/

© Creative Fabrica

INSTRUCTIONS



Without Knockdown



With Knockdown (FP)

Sample of without and with knockdown

This design has 2 styles with and without knockdown stitching. The design without knockdown (sample on the left), is your standard embroidery design. The design with knockdown (sample on the right) has a layer of stitching that embroiders first to hold down the nap of fabric, such as a towel. It stops the embroidery design from sinking into the nap and disappearing. The thread for this should be the same color as the fabric being embroidered.

At Blue Bunny Hollow we call this a Fluffle Patch (FP). (Fluffles are wild bunnies. 😊)
Unless the towel is super thick, no topper is needed, so no need to wash after embroidery to remove wash-away stabilizer.






The Fluffle Patch is the first color in the design and shows a very light blue. Instead of the light blue, match the thread to the napped fabric being embroidered.

Enjoy your embroidery adventures!

Design: Hot Chocolate is Like C
 The Start (green S) and (red E) are both centered. This means the design will Start and End in the center of the design. You can print this out onto your favorite template material (set printer to print Actual Size) and use for placement, as it is the actual size of the embroidery design.

Height: 5.02 in
 Width: 4.80 in
 Stitches: 16,541
 Colors: 5
 Color changes: 4
 Trims: 40
 Hoop: Users choice
 Total bobbin: 117.48ft

Color Sequence:

#	Color	Code	Name	Chart
1.		524	Old Athletic Gold	Floriani
2.		737	Indian Spice	Floriani
3.		800	Pure White	Floriani
4.		702	Fire Engine Red	Floriani
5.		265	Dinosaur Green	Floriani








Design: Hot Chocolate is Like B



Design: Hot Chocolate is Like B
 The Start (green S) and (red E) are both centered. This means the design will Start and End in the center of the design. You can print this out onto your favorite template material (set printer to print Actual Size) and use for placement, as it is the actual size of the embroidery design.

Height: 6.02 in
 Width: 5.76 in
 Stitches: 20,505
 Colors: 5
 Color changes: 4
 Trims: 42
 Hoop: Users choice
 Total bobbin: 165.56ft

Color Sequence:

#	Color	Code	Name	Chart
1.		524	Old Athletic Gold	Floriani
2.		737	Indian Spice	Floriani
3.		800	Pure White	Floriani
4.		702	Fire Engine Red	Floriani
5.		265	Dinosaur Green	Floriani

Design: Hot Chocolate is Like A

 **HOT** 
CHOCOLATE
IS LIKE A
hug **from**
the
 **INSIDE**

S






E

E

Design: Hot Chocolate is Like A
 The Start (green S) and (red E) are both centered. This means the design will Start and End in the center of the design. You can print this out onto your favorite template material (set printer to print Actual Size) and use for placement, as it is the actual size of the embroidery design.

Height: 7.02 in
 Width: 6.72 in
 Stitches: 25,407
 Colors: 5
 Color changes: 4
 Trims: 42
 Hoop: Users choice
 Total bobbin: 223.19ft

Color Sequence:







#	Color	Code	Name	Chart
1.		524	Old Athletic Gold	Floriani
2.		737	Indian Spice	Floriani
3.		800	Pure White	Floriani
4.		702	Fire Engine Red	Floriani
5.		265	Dinosaur Green	Floriani

Design: Hot Chocolate is Like C wFP

The Start (green S) and (red E) are both centered. This means the design will Start and End in the center of the design. You can print this out onto your favorite template material (set printer to print Actual Size) and use for placement, as it is the actual size of the embroidery design.

Height: 5.23 in
 Width: 5.02 in
 Stitches: 25,093
 Colors: 6
 Color changes: 5
 Trims: 42
 Hoop: Users choice
 Total bobbin: 197.52ft

Color Sequence:

#	Color	Code	Name	Chart
1.		FP	Fluffle Patch	Floriani
2.		524	Old Athletic Gold	Floriani
3.		737	Indian Spice	Floriani
4.		800	Pure White	Floriani
5.		702	Fire Engine Red	Floriani
6.		265	Dinosaur Green	Floriani



Design: Hot Chocolate is Like B wFP









Design: Hot Chocolate is Like B wFP

The Start (green S) and (red E) are both centered. This means the design will Start and End in the center of the design. You can print this out onto your favorite template material (set printer to print Actual Size) and use for placement, as it is the actual size of the embroidery design.

Height: 6.23 in
Width: 5.98 in
Stitches: 32,486
Colors: 6
Color changes: 5
Trims: 43
Hoop: Users choice
Total bobbin: 278.29ft

Color Sequence:

#	Color	Code	Name	Chart
1.		FP	Fluffle Patch	Floriani
2.		524	Old Athletic Gold	Floriani
3.		737	Indian Spice	Floriani
4.		800	Pure White	Floriani
5.		702	Fire Engine Red	Floriani
6.		265	Dinosaur Green	Floriani

Design: Hot Chocolate is Like A wFP



S







E

Design: Hot Chocolate is Like A wFP

The Start (green S) and (red E) are both centered. This means the design will Start and End in the center of the design. You can print this out onto your favorite template material (set printer to print Actual Size) and use for placement, as it is the actual size of the embroidery design.

Height: 7.23 in
Width: 6.94 in
Stitches: 41,290
Colors: 6
Color changes: 5
Trims: 43
Hoop: Users choice
Total bobbin: 372.26ft

Color Sequence:

#	Color	Code	Name	Chart
1.		FP	Fluffle Patch	Floriani
2.		524	Old Athletic Gold	Floriani
3.		737	Indian Spice	Floriani
4.		800	Pure White	Floriani
5.		702	Fire Engine Red	Floriani
6		265	Dinosaur Green	Floriani