



Creative Fabrica

**Embroidery Design
Sewing Information**

www.creativefabrica.com/embroidery/

© Creative Fabrica

Design: Monsters Read Under A Tree C


The Start (green S) and (red E) are both centered. This means the design will Start and End in the center of the design. You can print this out onto your favorite template material (set printer to print Actual Size) and use for placement, as it is the actual size of the embroidery design.

Height: 5.00 in
 Width: 4.50 in
 Stitches: 2,719
 Colors: 10
 Color changes: 9
 Trims: 27
 Hoop: Users choice
 Total bobbin: 13.94ft

Color Sequence:

#	Color	Code	Name	Chart
1.		461	Chrome	Floriani
2.		251	Flite Green	Floriani
3.		231	Sour Apple	Floriani
4.		283	Green Gold	Floriani
5.		291	Seaform	Floriani
6.		127	Hot Pink	Floriani
7.		562	Walnut Taffy	Floriani
8.		285	Parsley	Floriani
9.		534	Pumpkin	Floriani
10.		900	Black	Floriani

The above thread colors are only a suggestion. Feel free to use any colors you have on hand to make this a fun monster embroidery. Another option that would be very cute is to do this with one color. NOTE: The machine will still move as if you are using different colors, as changing to one color does not change the digitized path of the design.




Design: Monsters Read Under A Tree The Start (green S) and (red E) are both centered. This means the design will Start and End in the center of the design. You can print this out onto your favorite template material (set printer to print Actual Size) and use for placement, as it is the actual size of the embroidery design.

Height: 6.06 in
 Width: 5.46 in
 Stitches: 3,139
 Colors: 10
 Color changes: 9
 Trims: 27
 Hoop: Users choice
 Total bobbin: 16.87ft


Color Sequence:

#	Color	Code	Name	Chart
1.		461	Chrome	Floriani
2.		251	Flite Green	Floriani
3.		231	Sour Apple	Floriani
4.		283	Green Gold	Floriani
5.		291	Seaform	Floriani
6.		127	Hot Pink	Floriani
7.		562	Walnut Taffy	Floriani
8.		285	Parsley	Floriani
9.		534	Pumpkin	Floriani
10.		900	Black	Floriani

The above thread colors are only a suggestion. Feel free to use any colors you have on hand to make this a fun monster embroidery. Another option that would be very cute is to do this with one color. NOTE: The machine will still move as if you are using different colors, as changing to one color does not change the digitized path of the design.



Design:Monsters Read Under A Tree A













Design: Monsters Read Under A Tree A

The Start (green S) and (red E) are both centered. This means the design will Start and End in the center of the design. You can print this out onto your favorite template material (set printer to print Actual Size) and use for placement, as it is the actual size of the embroidery design.

Height: 7.00 in
 Width: 6.30 in
 Stitches: 3,478
 Colors: 10
 Color changes: 9
 Trims: 27
 Hoop: Users choice
 Total bobbin: 19.43ft

Color Sequence:

#	Color	Code	Name	Chart
1.		461	Chrome	Floriani
2.		251	Flite Green	Floriani
3.		231	Sour Apple	Floriani
4.		283	Green Gold	Floriani
5.		291	Seaform	Floriani
6.		127	Hot Pink	Floriani
7.		562	Walnut Taffy	Floriani
8.		285	Parsley	Floriani
9.		534	Pumpkin	Floriani
10.		900	Black	Floriani

The above thread colors are only a suggestion. Feel free to use any colors you have on hand to make this a fun monster embroidery. Another option that would be very cute is to do this with one color. NOTE: The machine will still move as if you are using different colors, as changing to one color does not change the digitized path of the design.