



Creative Fabrica

**Embroidery Design
Sewing Information**

www.creativefabrica.com/embroidery/

© Creative Fabrica

Key Fob Instructions


Step 1

Hoop tear away stabilizer and run the placement stitch onto the stabilizer.



Step 2

Place your fabric/vinyl/leather covering entire placement line, and run the tack-down stitch to secure the fabric.



Step 3


Complete the design detail steps for embroidery, depending on the design it can be 3-4 or more steps to be done here.



Step 4

When embroidery details are done before the last final step, turn the hoop over cover placement line with your back fabric and tape it in place.

(optional) For ribbon KeyFob, place your ribbon folded along with the fabric in this step only.




Step 5

Run final tack down stitch to secure front and back fabric together, you can use matching bobbin here if you don't want the back of your KeyFob to look white.



Step 6

Remove the hoop, tear away the stabilizer and cut the fabric/vinyl close to the stitches.



Step 7

Congratulations, Your design is COMPLETE!

You can add the keyfob hardware as you want, depending on the design you used (ribbon, snaptab or eyelet version)

Thank you for supporting my small business, you can always reach out to me on www.embroiderydesigns101.com if you are having any issues.

Production Worksheet

Wilcom EmbroideryStudio - Designing

Design: **Skull-Eyelet**

Title:

Stitches: 855

Height: 51.8 mm

Width: 41.8 mm

Colors: 3

Colorway: Colorway 1

Zoom: 3.12



EMBROIDERY DESIGNS 101
by Emily

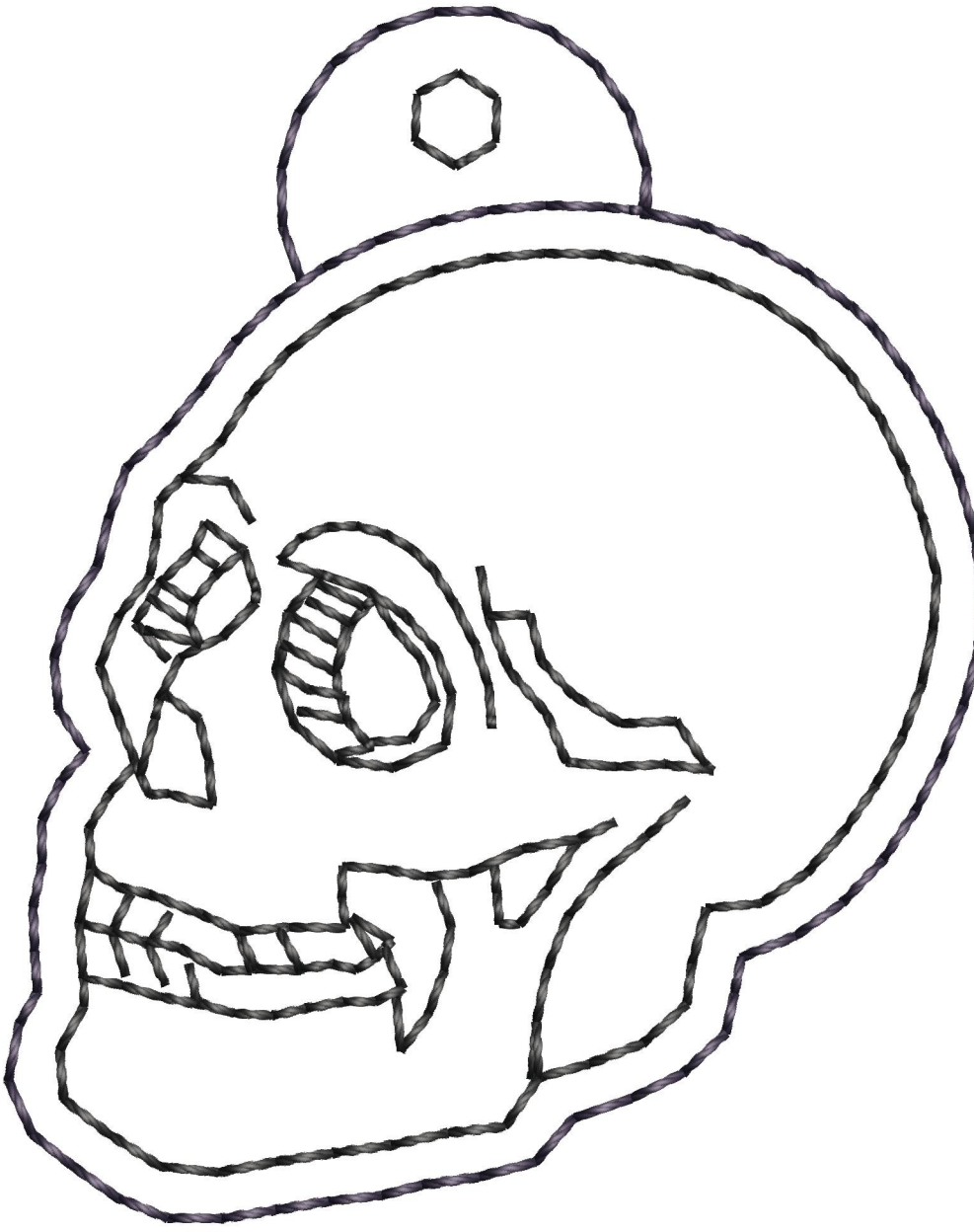
Machine format: Tajima
 Color changes: 4
 Stops: 5
 Trims: 7
 Appliqués: 0
 Left: 20.9 mm
 Right: 20.9 mm
 Up: 25.9 mm
 Down: 25.9 mm
 EndX: 0.0 mm
 EndY: 0.0 mm
 Area: 2162.2 mm²
 Max stitch: 8.0 mm
 Min stitch: 0.2 mm
 Max jump: 6.9 mm
 Thread chart: Madeira PolyNeon 40
 Total thread: 4.50m
 Total bobbin: 1.36m

Stop Sequence:

#	N#	Color	St.	Code	Name	Element
1.	3	█	82	1632	Blackberry Purple	
2.	1	█	82	1804	Natural White	
3.	2	█	446	1800	Emerald Black	
4.	3	█	226	1632	Blackberry Purple	
5.	2	█	17	1800	Emerald Black	

Thread usage: 4.00m

N#	Color	Name	Length
3.	1632	Blackberry Purple	1.55m
1.	1804	Natural White	0.40m
2.	1800	Emerald Black	2.04m




Color Film

Wilcom EmbroideryStudio - Designing


Design: **Skull-Eyelet**

Title:

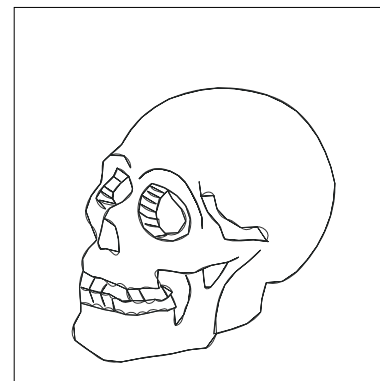
Stitches: 855
Height: 51.8 mm
Width: 41.8 mm
Colors: 3
Colorway: Colorway 1
Zoom: 0.92




Stop #: 1
Element:
Code: 1632
Name: Blackberry Purple
Chart: Madeira PolyNeon 40
Stitches: 82
Thread used: 0.41m




Stop #: 2
Element:
Code: 1804
Name: Natural White
Chart: Madeira PolyNeon 40
Stitches: 82
Thread used: 0.40m



Stop #: 3
Element:
Code: 1800
Name: Emerald Black
Chart: Madeira PolyNeon 40
Stitches: 446
Thread used: 1.98m



Stop #: 4
Element:
Code: 1632
Name: Blackberry Purple
Chart: Madeira PolyNeon 40
Stitches: 226
Thread used: 1.14m



Stop #: 5
Element:
Code: 1800
Name: Emerald Black
Chart: Madeira PolyNeon 40
Stitches: 17
Thread used: 0.07m

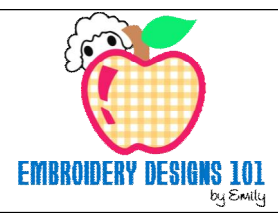
Production Worksheet

Wilcom EmbroideryStudio - Designing

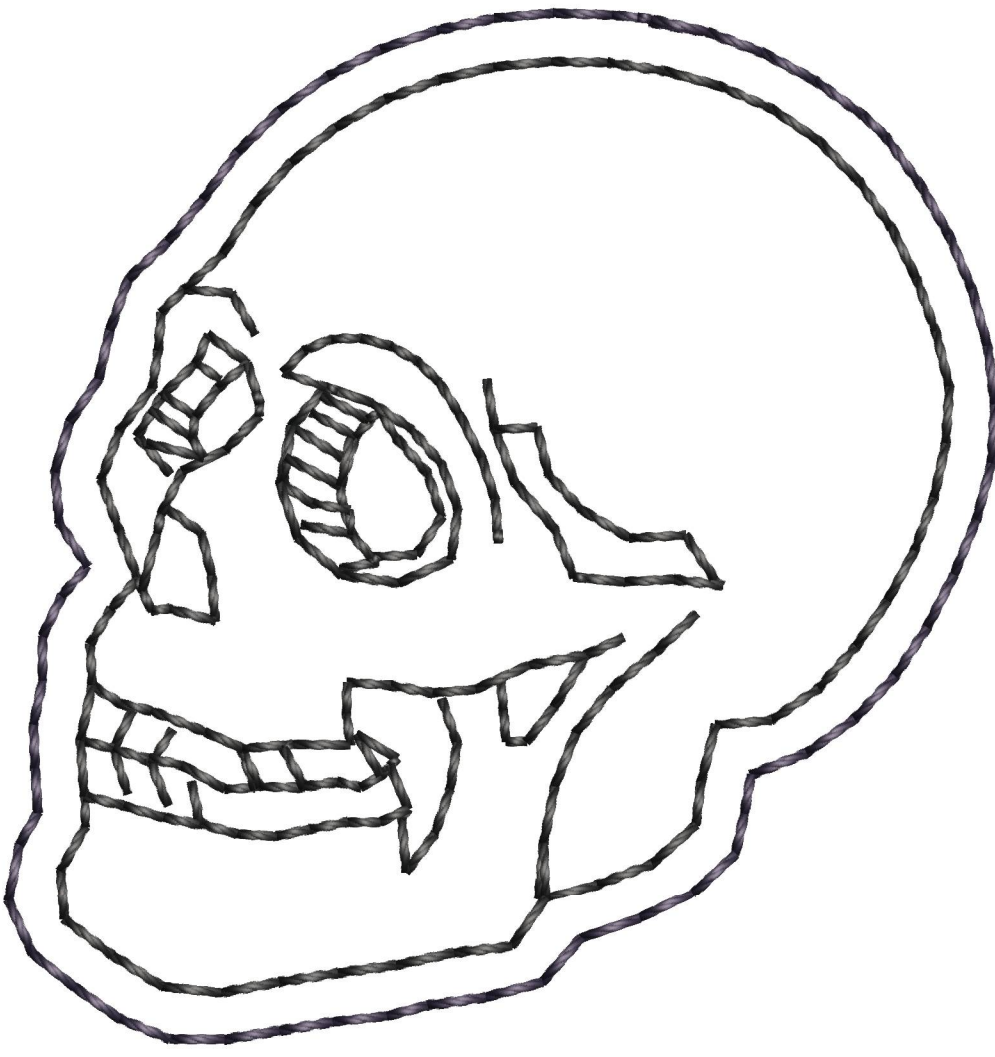
Design: **Skull-Ribbon**

Title:

Stitches: 781
Height: 43.5 mm
Width: 41.8 mm
Colors: 3
Colorway: Colorway 1
Zoom: 3.12



Machine format: Tajima
Color changes: 3
Stops: 4
Trims: 6
Appliqués: 0
Left: 20.9 mm
Right: 20.9 mm
Up: 21.7 mm
Down: 21.7 mm
EndX: 0.0 mm
EndY: 0.0 mm
Area: 1815.5 mm²
Max stitch: 5.9 mm
Min stitch: 0.1 mm
Max jump: 5.9 mm
Thread chart: Madeira PolyNeon 40
Total thread: 4.01m
Total bobbin: 1.21m



Stop Sequence:

#	N#	Color	St.	Code	Name	Element
1.	3		71	1632	Blackberry Purple	
2.	1		68	1804	Natural White	
3.	2		446	1800	Emerald Black	
4.	3		194	1632	Blackberry Purple	

Thread usage: 3.61m

N#	Color	Name	Length
3.	1632	Blackberry Purple	1.30m
1.	1804	Natural White	0.33m
2.	1800	Emerald Black	1.98m

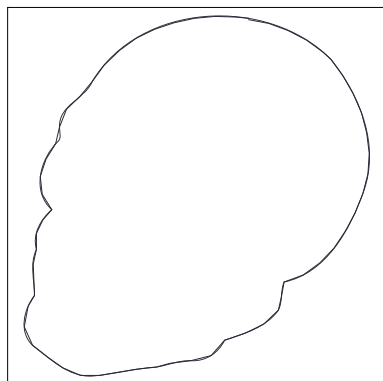

Color Film

Wilcom EmbroideryStudio - Designing

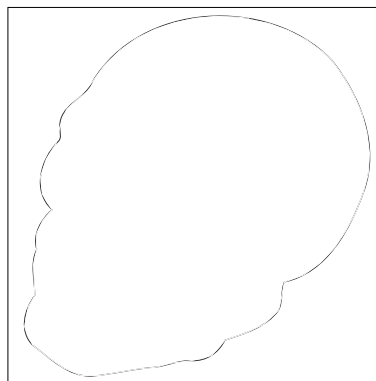
Design: **Skull-Ribbon**

Title:

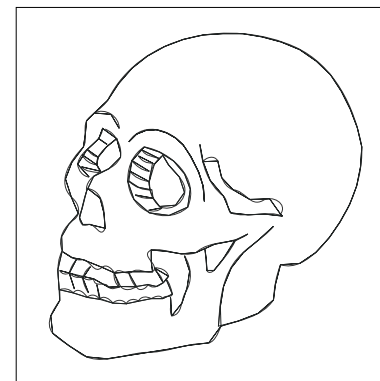
Stitches: 781
Height: 43.5 mm
Width: 41.8 mm
Colors: 3
Colorway: Colorway 1
Zoom: 1.09



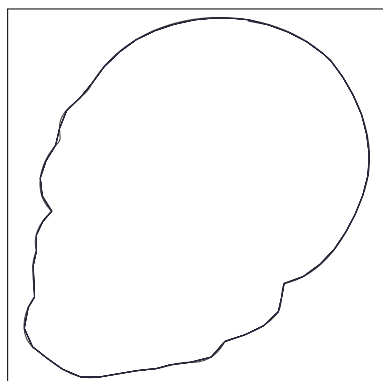
Stop #: 1
Element:
Code: 1632
Name: Blackberry Purple
Chart: Madeira PolyNeon 40
Stitches: 71
Thread used: 0.34m



Stop #: 2
Element:
Code: 1804
Name: Natural White
Chart: Madeira PolyNeon 40
Stitches: 68
Thread used: 0.33m



Stop #: 3
Element:
Code: 1800
Name: Emerald Black
Chart: Madeira PolyNeon 40
Stitches: 446
Thread used: 1.98m



Stop #: 4
Element:
Code: 1632
Name: Blackberry Purple
Chart: Madeira PolyNeon 40
Stitches: 194
Thread used: 0.96m

Production Worksheet

Wilcom EmbroideryStudio - Designing

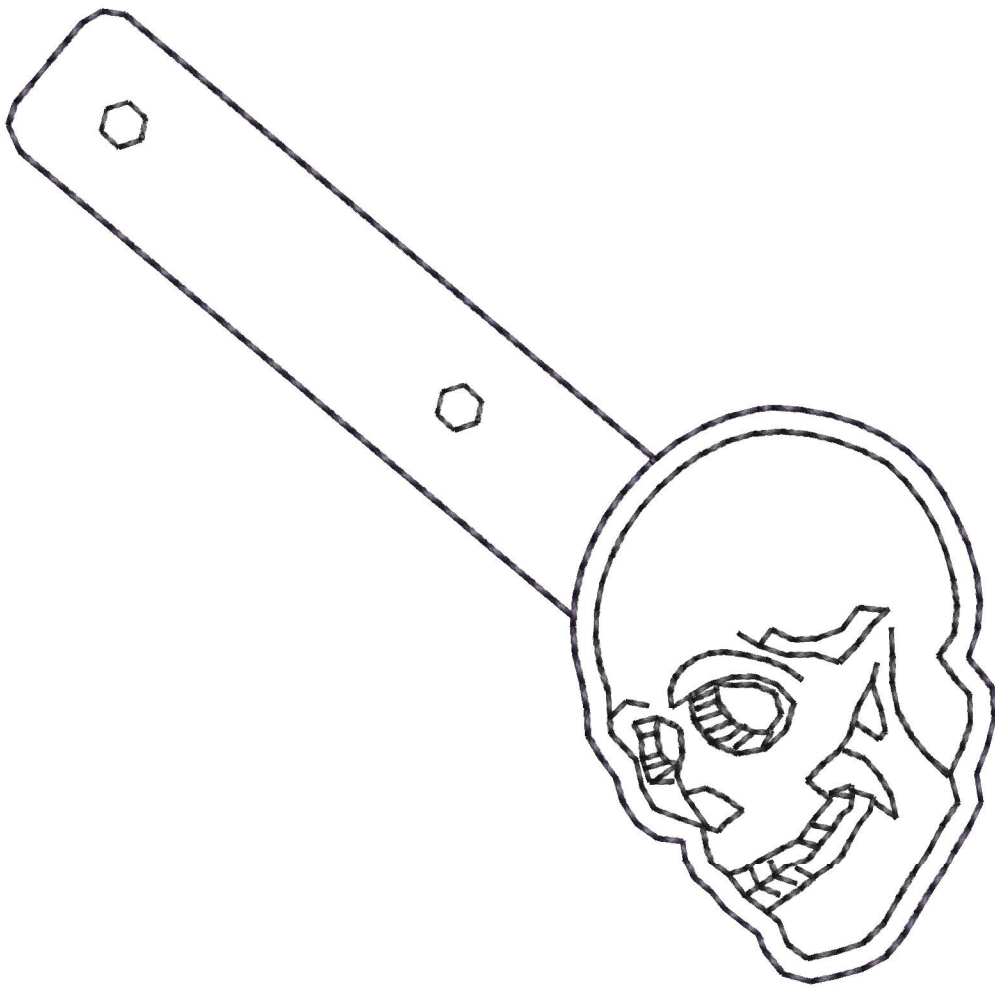
Design: **Skull-SnapTab**

Title:

Stitches: 1,100
 Height: 84.3 mm
 Width: 85.7 mm
 Colors: 3
 Colorway: Colorway 1
 Zoom: 1.52



Machine format: Tajima
 Color changes: 4
 Stops: 5
 Trims: 8
 Appliqués: 0
 Left: 42.8 mm
 Right: 42.8 mm
 Up: 42.1 mm
 Down: 42.1 mm
 EndX: 0.0 mm
 EndY: 0.0 mm
 Area: 7216.5 mm²
 Max stitch: 6.8 mm
 Min stitch: 0.2 mm
 Max jump: 6.8 mm
 Thread chart: Madeira PolyNeon 40
 Total thread: 5.76m
 Total bobbin: 1.81m



Stop Sequence:

#	N#	Color	St.	Code	Name	Element
1.	3	█	126	1632	Blackberry Purple	
2.	1	□	126	1804	Natural White	
3.	2	█	447	1800	Emerald Black	
4.	3	█	362	1632	Blackberry Purple	
5.	2	█	37	1800	Emerald Black	

Thread usage: 5.26m

N#	Color	Name	Length
3.	1632	Blackberry Purple	2.50m
1.	1804	Natural White	0.64m
2.	1800	Emerald Black	2.11m

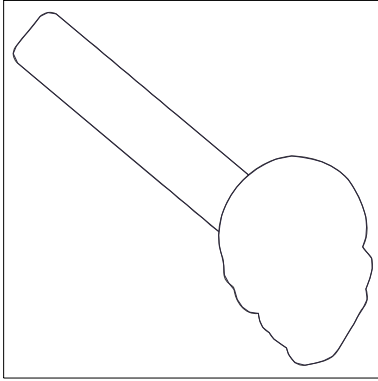
Color Film

Wilcom EmbroideryStudio - Designing


Design: **Skull-SnapTab**

Title:

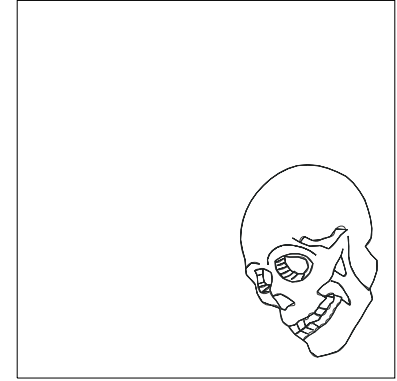
Stitches: 1,100
Height: 84.3 mm
Width: 85.7 mm
Colors: 3
Colorway: Colorway 1
Zoom: 0.55



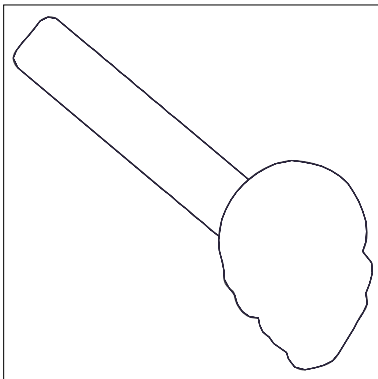
Stop #: 1
Element:
Code: 1632
Name: Blackberry Purple
Chart: Madeira PolyNeon 40
Stitches: 126
Thread used: 0.64m




Stop #: 2
Element:
Code: 1804
Name: Natural White
Chart: Madeira PolyNeon 40
Stitches: 126
Thread used: 0.64m



Stop #: 3
Element:
Code: 1800
Name: Emerald Black
Chart: Madeira PolyNeon 40
Stitches: 447
Thread used: 1.98m



Stop #: 4
Element:
Code: 1632
Name: Blackberry Purple
Chart: Madeira PolyNeon 40
Stitches: 362
Thread used: 1.86m



Stop #: 5
Element:
Code: 1800
Name: Emerald Black
Chart: Madeira PolyNeon 40
Stitches: 37
Thread used: 0.14m