



Creative Fabrica

**Embroidery Design
Sewing Information**

www.creativefabrica.com/embroidery/

© Creative Fabrica

Key Fob Instructions



Step 1

Hoop tear away stabilizer and run the placement stitch onto the stabilizer.



Step 2

Place your fabric/vinyl/leather covering entire placement line, and run the tack-down stitch to secure the fabric.



Step 3


Complete the design detail steps for embroidery, depending on the design it can be 3-4 or more steps to be done here.



Step 4

When embroidery details are done before the last final step, turn the hoop over cover placement line with your back fabric and tape it in place.

(optional) For ribbon KeyFob, place your ribbon folded along with the fabric in this step only.




Step 5

Run final tack down stitch to secure front and back fabric together, you can use matching bobbin here if you don't want the back of your KeyFob to look white.



Step 6

Remove the hoop, tear away the stabilizer and cut the fabric/vinyl close to the stitches.



Step 7

Congratulations, Your design is COMPLETE!

You can add the keyfob hardware as you want, depending on the design you used (ribbon, snaptab or eyelet version)

Thank you for supporting my small business, you can always reach out to me on www.embroiderydesigns101.com if you are having any issues.

Production Worksheet

Wilcom EmbroideryStudio - Designing


Design: **Baby Bear-Eyelet**

Title:

Stitches: 1,405
 Height: 54.8 mm
 Width: 50.9 mm
 Colors: 3
 Colorway: Colorway 1
 Zoom: 2.65



Machine format: Tajima
 Color changes: 5
 Stops: 6
 Trims: 9
 Appliqués: 0
 Left: 25.4 mm
 Right: 25.4 mm
 Up: 27.4 mm
 Down: 27.4 mm
 EndX: 0.0 mm
 EndY: 0.0 mm
 Area: 2789.2 mm²
 Max stitch: 6.8 mm
 Min stitch: 0.4 mm
 Max jump: 6.7 mm
 Thread chart: Madeira PolyNeon 40
 Total thread: 7.30m
 Total bobbin: 2.30m



Stop Sequence:

#	N#	Color	St.	Code	Name	Element
1.	3		100	1567	Pickled Beet	
2.	1		100	1965	Orange Peel	
3.	3		762	1567	Pickled Beet	
4.	2		143	1800	Emerald Black	
5.	3		281	1567	Pickled Beet	
6.	2		17	1800	Emerald Black	

Thread usage: 6.69m

N#	Color	Name	Length
3.		Pickled Beet	5.34m
1.		Orange Peel	0.47m
2.		Emerald Black	0.88m


Color Film

Wilcom EmbroideryStudio - Designing


Design: **Baby Bear-Eyelet**

Title:

Stitches: 1,405
Height: 54.8 mm
Width: 50.9 mm
Colors: 3
Colorway: Colorway 1
Zoom: 0.86




Stop #: 1
Element:
Code: 1567
Name: Pickled Beet
Chart: Madeira PolyNeon 40
Stitches: 100
Thread used: 0.48m




Stop #: 2
Element:
Code: 1965
Name: Orange Peel
Chart: Madeira PolyNeon 40
Stitches: 100
Thread used: 0.47m




Stop #: 3
Element:
Code: 1567
Name: Pickled Beet
Chart: Madeira PolyNeon 40
Stitches: 762
Thread used: 3.51m



Stop #: 4
Element:
Code: 1800
Name: Emerald Black
Chart: Madeira PolyNeon 40
Stitches: 143
Thread used: 0.81m



Stop #: 5
Element:
Code: 1567
Name: Pickled Beet
Chart: Madeira PolyNeon 40
Stitches: 281
Thread used: 1.36m



Stop #: 6
Element:
Code: 1800
Name: Emerald Black
Chart: Madeira PolyNeon 40
Stitches: 17
Thread used: 0.07m

Production Worksheet

Wilcom EmbroideryStudio - Designing

Design: **Baby Bear-Ribbon**

Title:

Stitches: 1,329
 Height: 48.3 mm
 Width: 50.9 mm
 Colors: 3
 Colorway: Colorway 1
 Zoom: 2.65



Machine format: Tajima
 Color changes: 4
 Stops: 5
 Trims: 8
 Appliqués: 0
 Left: 25.4 mm
 Right: 25.4 mm
 Up: 24.1 mm
 Down: 24.1 mm
 EndX: 0.0 mm
 EndY: 0.0 mm
 Area: 2457.1 mm²
 Max stitch: 6.7 mm
 Min stitch: 0.2 mm
 Max jump: 6.7 mm
 Thread chart: Madeira PolyNeon 40
 Total thread: 6.81m
 Total bobbin: 2.17m



Stop Sequence:

#	N#	Color	St.	Code	Name	Element
1.	3		88	1567	Pickled Beet	
2.	1		86	1965	Orange Peel	
3.	3		762	1567	Pickled Beet	
4.	2		143	1800	Emerald Black	
5.	3		248	1567	Pickled Beet	

Thread usage: 6.31m

N#	Color	Name	Length
3.		1567 Pickled Beet	5.10m
1.		1965 Orange Peel	0.40m
2.		1800 Emerald Black	0.81m

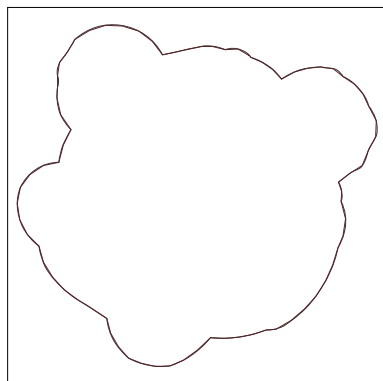

Color Film

Wilcom EmbroideryStudio - Designing

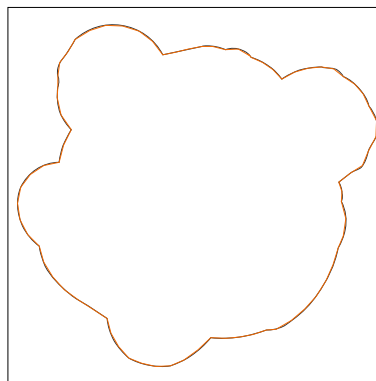
Design: **Baby Bear-Ribbon**

Title:

Stitches: 1,329
Height: 48.3 mm
Width: 50.9 mm
Colors: 3
Colorway: Colorway 1
Zoom: 0.93




Stop #: 1
Element:
Code: 1567
Name: Pickled Beet
Chart: Madeira PolyNeon 40
Stitches: 88
Thread used: 0.42m



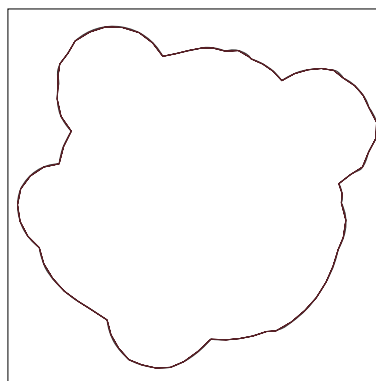
Stop #: 2
Element:
Code: 1965
Name: Orange Peel
Chart: Madeira PolyNeon 40
Stitches: 86
Thread used: 0.40m



Stop #: 3
Element:
Code: 1567
Name: Pickled Beet
Chart: Madeira PolyNeon 40
Stitches: 762
Thread used: 3.51m



Stop #: 4
Element:
Code: 1800
Name: Emerald Black
Chart: Madeira PolyNeon 40
Stitches: 143
Thread used: 0.81m



Stop #: 5
Element:
Code: 1567
Name: Pickled Beet
Chart: Madeira PolyNeon 40
Stitches: 248
Thread used: 1.17m

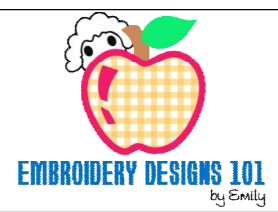
Production Worksheet

Wilcom EmbroideryStudio - Designing


Design: **Baby Bear-SnapTab**

Title:

Stitches: 1,646
 Height: 81.3 mm
 Width: 90.0 mm
 Colors: 3
 Colorway: Colorway 1
 Zoom: 1.50



Machine format: Tajima
 Color changes: 5
 Stops: 6
 Trims: 10
 Appliqués: 0
 Left: 45.0 mm
 Right: 45.0 mm
 Up: 40.7 mm
 Down: 40.6 mm
 EndX: 0.0 mm
 EndY: 0.0 mm
 Area: 7317.4 mm²
 Max stitch: 12.0 mm
 Min stitch: 0.4 mm
 Max jump: 6.7 mm
 Thread chart: Madeira PolyNeon 40
 Total thread: 8.56m
 Total bobbin: 2.77m



Stop Sequence:

#	N#	Color	St.	Code	Name	Element
1.	3		144	1567	Pickled Beet	
2.	1		143	1965	Orange Peel	
3.	3		762	1567	Pickled Beet	
4.	2		142	1800	Emerald Black	
5.	3		416	1567	Pickled Beet	
6.	2		37	1800	Emerald Black	

Thread usage: 7.96m

N#	Color	Name	Length
3.		1567 Pickled Beet	6.29m
1.		1965 Orange Peel	0.72m
2.		1800 Emerald Black	0.95m



Color Film

Wilcom EmbroideryStudio - Designing


Design: **Baby Bear-SnapTab**

Title:


Stitches: 1,646
Height: 81.3 mm
Width: 90.0 mm
Colors: 3
Colorway: Colorway 1
Zoom: 0.53




Stop #: 1
Element:
Code: 1567
Name: Pickled Beet
Chart: Madeira PolyNeon 40
Stitches: 144
Thread used: 0.71m




Stop #: 2
Element:
Code: 1965
Name: Orange Peel
Chart: Madeira PolyNeon 40
Stitches: 143
Thread used: 0.72m




Stop #: 3
Element:
Code: 1567
Name: Pickled Beet
Chart: Madeira PolyNeon 40
Stitches: 762
Thread used: 3.51m



Stop #: 4
Element:
Code: 1800
Name: Emerald Black
Chart: Madeira PolyNeon 40
Stitches: 142
Thread used: 0.82m



Stop #: 5
Element:
Code: 1567
Name: Pickled Beet
Chart: Madeira PolyNeon 40
Stitches: 416
Thread used: 2.07m



Stop #: 6
Element:
Code: 1800
Name: Emerald Black
Chart: Madeira PolyNeon 40
Stitches: 37
Thread used: 0.14m