



Creative Fabrica

**Embroidery Design
Sewing Information**

www.creativefabrica.com/embroidery/

© Creative Fabrica

Key Fob Instructions



Step 1

Hoop tear away stabilizer and run the placement stitch onto the stabilizer.



Step 2

Place your fabric/vinyl/leather covering entire placement line, and run the tack-down stitch to secure the fabric.



Step 3


Complete the design detail steps for embroidery, depending on the design it can be 3-4 or more steps to be done here.



Step 4

When embroidery details are done before the last final step, turn the hoop over cover placement line with your back fabric and tape it in place.

(optional) For ribbon KeyFob, place your ribbon folded along with the fabric in this step only.



Step 5

Run final tack down stitch to secure front and back fabric together, you can use matching bobbin here if you don't want the back of your KeyFob to look white.



Step 6

Remove the hoop, tear away the stabilizer and cut the fabric/vinyl close to the stitches.



Step 7

Congratulations, Your design is COMPLETE!

You can add the keyfob hardware as you want, depending on the design you used (ribbon, snaptab or eyelet version)

Thank you for supporting my small business, you can always reach out to me on www.embroiderydesigns101.com if you are having any issues.


Production Worksheet

Wilcom EmbroideryStudio - Designing

Design: **Medical Alert-Eyelet**

Title:

Stitches: 1,061
Height: 46.7 mm
Width: 36.0 mm
Colors: 3
Colorway: Colorway 1
Zoom: 3.76




Machine format: Tajima
Color changes: 4
Stops: 5
Trims: 5
Appliqués: 0
Left: 18.0 mm
Right: 18.0 mm
Up: 23.4 mm
Down: 23.4 mm
EndX: 0.0 mm
EndY: 0.0 mm
Area: 1682.4 mm²
Max stitch: 9.0 mm
Min stitch: 0.3 mm
Max jump: 5.7 mm
Thread chart: Madeira PolyNeon 40
Total thread: 5.80m
Total bobbin: 1.88m

Stop Sequence:

#	N#	Color	St.	Code	Name	Element
1.	3	Black	99	1800	Emerald Black	
2.	1	Yellow	97	1823		
3.	2	Pink	568	1709	Shocking Pink	
4.	3	Black	278	1800	Emerald Black	
5.	2	Pink	17	1709	Shocking Pink	

Thread usage: 5.29m

N#	Color	Name	Length
3.	1800	Emerald Black	1.85m
1.	1823		0.48m
2.	1709	Shocking Pink	2.96m

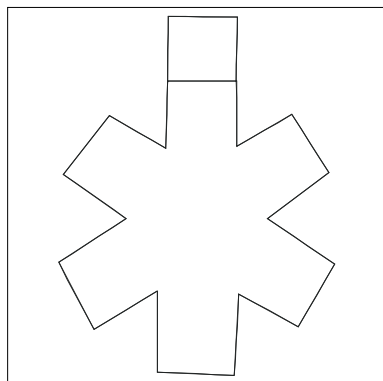



Color Film


Wilcom EmbroideryStudio - Designing
Design: **Medical Alert-Eyelet**

Title:


Stitches: 1,061
Height: 46.7 mm
Width: 36.0 mm
Colors: 3
Colorway: Colorway 1
Zoom: 1.02



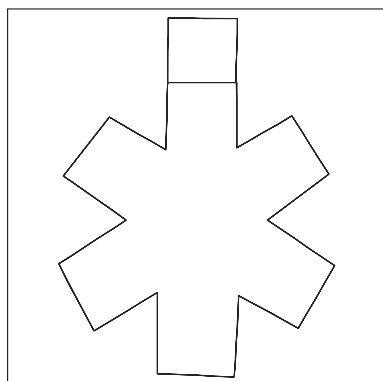
Stop #: 1
Element:
Code: 1800
Name: Emerald Black
Chart: Madeira PolyNeon 40
Stitches: 99
Thread used: 0.48m




Stop #: 2
Element:
Code: 1823
Name:
Chart: Madeira PolyNeon 40
Stitches: 97
Thread used: 0.48m



Stop #: 3
Element:
Code: 1709
Name: Shocking Pink
Chart: Madeira PolyNeon 40
Stitches: 568
Thread used: 2.90m



Stop #: 4
Element:
Code: 1800
Name: Emerald Black
Chart: Madeira PolyNeon 40
Stitches: 278
Thread used: 1.37m



Stop #: 5
Element:
Code: 1709
Name: Shocking Pink
Chart: Madeira PolyNeon 40
Stitches: 17
Thread used: 0.06m


Production Worksheet

Wilcom EmbroideryStudio - Designing


Design: **Medical Alert-Ribbon**

Title:

Stitches: 988
Height: 38.3 mm
Width: 36.0 mm
Colors: 3
Colorway: Colorway 1
Zoom: 3.76



Machine format: Tajima
Color changes: 3
Stops: 4
Trims: 4
Appliqués: 0
Left: 18.0 mm
Right: 18.0 mm
Up: 19.1 mm
Down: 19.1 mm
EndX: 0.0 mm
EndY: 0.0 mm
Area: 1378.8 mm²
Max stitch: 7.1 mm
Min stitch: 0.2 mm
Max jump: 5.8 mm
Thread chart: Madeira PolyNeon 40
Total thread: 5.36m
Total bobbin: 1.77m



Stop Sequence:

#	N#	Color	St.	Code	Name	Element
1.	3	Black	86	1800	Emerald Black	
2.	1	Yellow	85	1823		
3.	2	Pink	571	1709	Shocking Pink	
4.	3	Black	244	1800	Emerald Black	

Thread usage: 4.95m

N#	Color	Name	Length
3.	1800	Emerald Black	1.62m
1.	1823		0.41m
2.	1709	Shocking Pink	2.92m



Color Film

Wilcom EmbroideryStudio - Designing


Design: **Medical Alert-Ribbon**

Title:


Stitches: 988
Height: 38.3 mm
Width: 36.0 mm
Colors: 3
Colorway: Colorway 1
Zoom: 1.24




Stop #: 1
Element:
Code: 1800
Name: Emerald Black
Chart: Madeira PolyNeon 40
Stitches: 86
Thread used: 0.42m



Stop #: 2
Element:
Code: 1823
Name:
Chart: Madeira PolyNeon 40
Stitches: 85
Thread used: 0.41m



Stop #: 3
Element:
Code: 1709
Name: Shocking Pink
Chart: Madeira PolyNeon 40
Stitches: 571
Thread used: 2.92m



Stop #: 4
Element:
Code: 1800
Name: Emerald Black
Chart: Madeira PolyNeon 40
Stitches: 244
Thread used: 1.20m

Production Worksheet

Wilcom EmbroideryStudio - Designing

Design: **Medical Alert-SnapTab**

Title:

Stitches: 1,309
Height: 73.1 mm
Width: 81.8 mm
Colors: 3
Colorway: Colorway 1
Zoom: 1.65



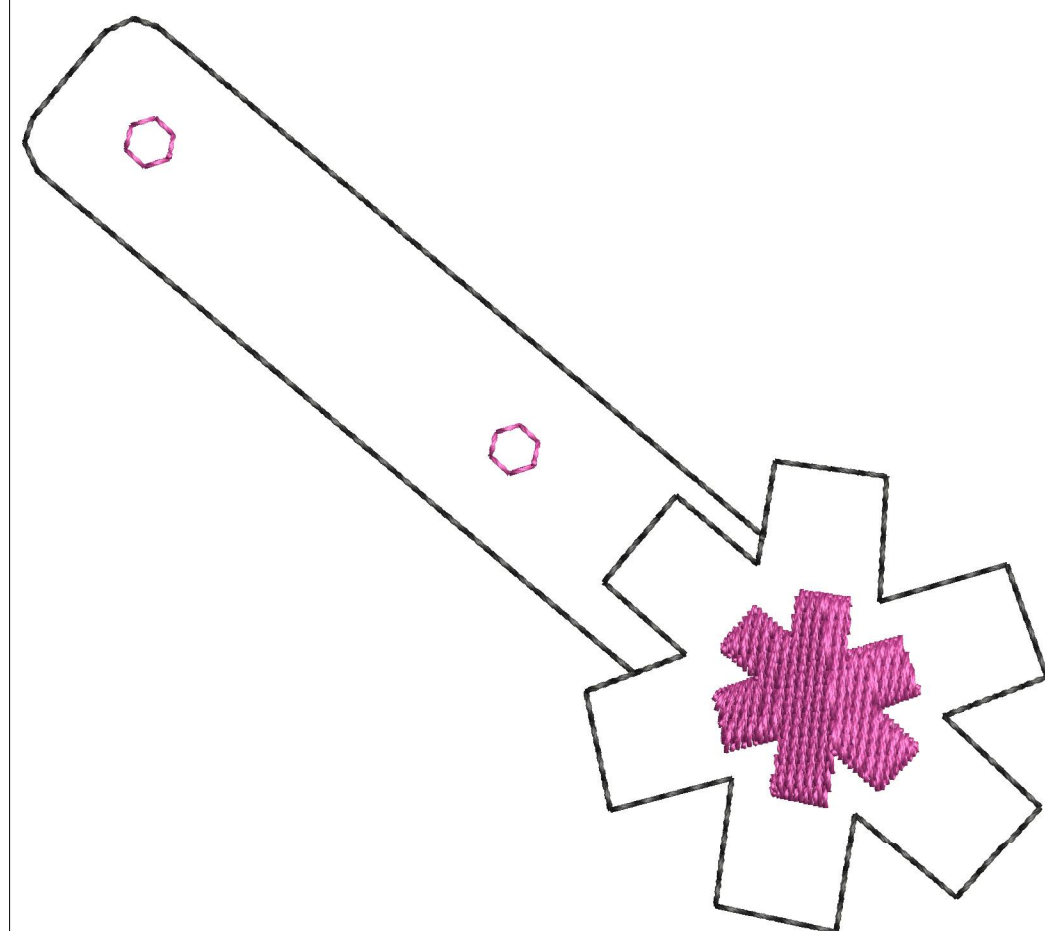
Machine format: Tajima
Color changes: 4
Stops: 5
Trims: 6
Appliqués: 0
Left: 40.9 mm
Right: 40.9 mm
Up: 36.5 mm
Down: 36.5 mm
EndX: 0.0 mm
EndY: 0.0 mm
Area: 5976.1 mm²
Max stitch: 11.0 mm
Min stitch: 0.3 mm
Max jump: 6.1 mm
Thread chart: Madeira PolyNeon 40
Total thread: 7.14m
Total bobbin: 2.38m

Stop Sequence:

#	N#	Color	St.	Code	Name	Element
1.	3	Black	146	1800	Emerald Black	
2.	1	Yellow	144	1823		
3.	2	Pink	562	1709	Shocking Pink	
4.	3	Black	418	1800	Emerald Black	
5.	2	Pink	37	1709	Shocking Pink	

Thread usage: 6.64m

N#	Color	Name	Length
3.	1800	Emerald Black	2.86m
1.	1823		0.74m
2.	1709	Shocking Pink	3.03m



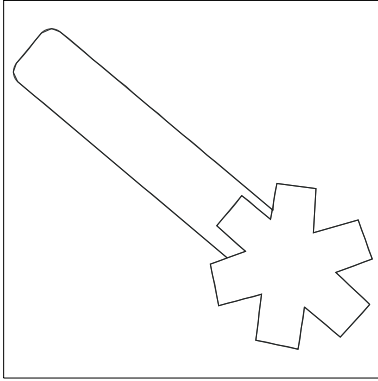
Color Film

Wilcom EmbroideryStudio - Designing

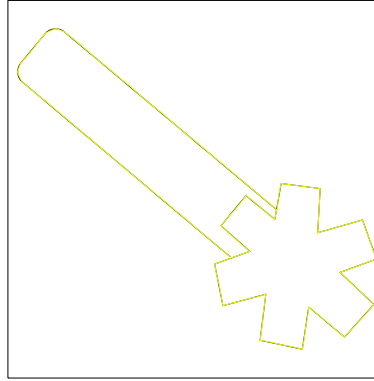
Design: **Medical Alert-SnapTab**

Title:


Stitches: 1,309
Height: 73.1 mm
Width: 81.8 mm
Colors: 3
Colorway: Colorway 1
Zoom: 0.58



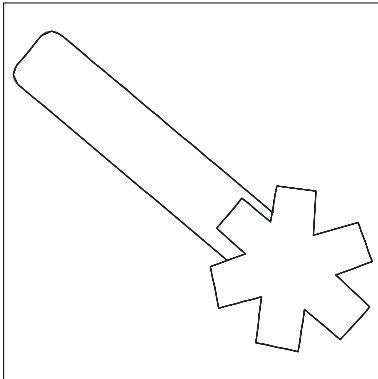
Stop #: 1
Element:
Code: 1800
Name: Emerald Black
Chart: Madeira PolyNeon 40
Stitches: 146
Thread used: 0.73m




Stop #: 2
Element:
Code: 1823
Name:
Chart: Madeira PolyNeon 40
Stitches: 144
Thread used: 0.74m



Stop #: 3
Element:
Code: 1709
Name: Shocking Pink
Chart: Madeira PolyNeon 40
Stitches: 562
Thread used: 2.89m



Stop #: 4
Element:
Code: 1800
Name: Emerald Black
Chart: Madeira PolyNeon 40
Stitches: 418
Thread used: 2.13m



Stop #: 5
Element:
Code: 1709
Name: Shocking Pink
Chart: Madeira PolyNeon 40
Stitches: 37
Thread used: 0.14m