




Creative Fabrica

**Embroidery Design
Sewing Information**

www.creativefabrica.com/embroidery/

© Creative Fabrica



Key Fob Instructions



Step 1

Hoop tear away stabilizer and run the placement stitch onto the stabilizer.



Step 2

Place your fabric/vinly/leather covering entire placement line, and run the tack-down stitch to secure the fabric.



Step 3


Complete the design detail steps for embroidery, depending on the design it can be 3-4 or more steps to be done here.



Step 4

When embroidery details are done before the last final step, turn the hoop over cover placement line with your back fabric and tape it in place.

(optional) For ribbon KeyFob, place your ribbon folded along with the fabric in this step only.




Step 5

Run final tack down stitch to secure front and back fabric together, you can use matching bobbin here if you don't want the back of your KeyFob to look white.



Step 6

Remove the hoop, tear away the stabilizer and cut the fabric/vinyl close to the stitches.



Step 7

Congratulations, Your design is COMPLETE!

You can add the keyfob hardware as you want, depending on the design you used (ribbon, snaptab or eyelet version)

Thank you for supporting my small business, you can always reach out to me on www.embroiderydesigns101.com if you are having any issues.

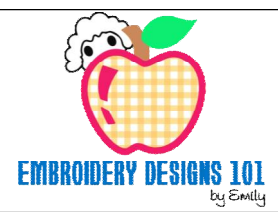
Production Worksheet

Wilcom EmbroideryStudio - Designing

Design: **Dog Bone-Eyelet**

Title:

Stitches: 2,526
 Height: 60.4 mm
 Width: 62.7 mm
 Colors: 3
 Colorway: Colorway 1
 Zoom: 2.04



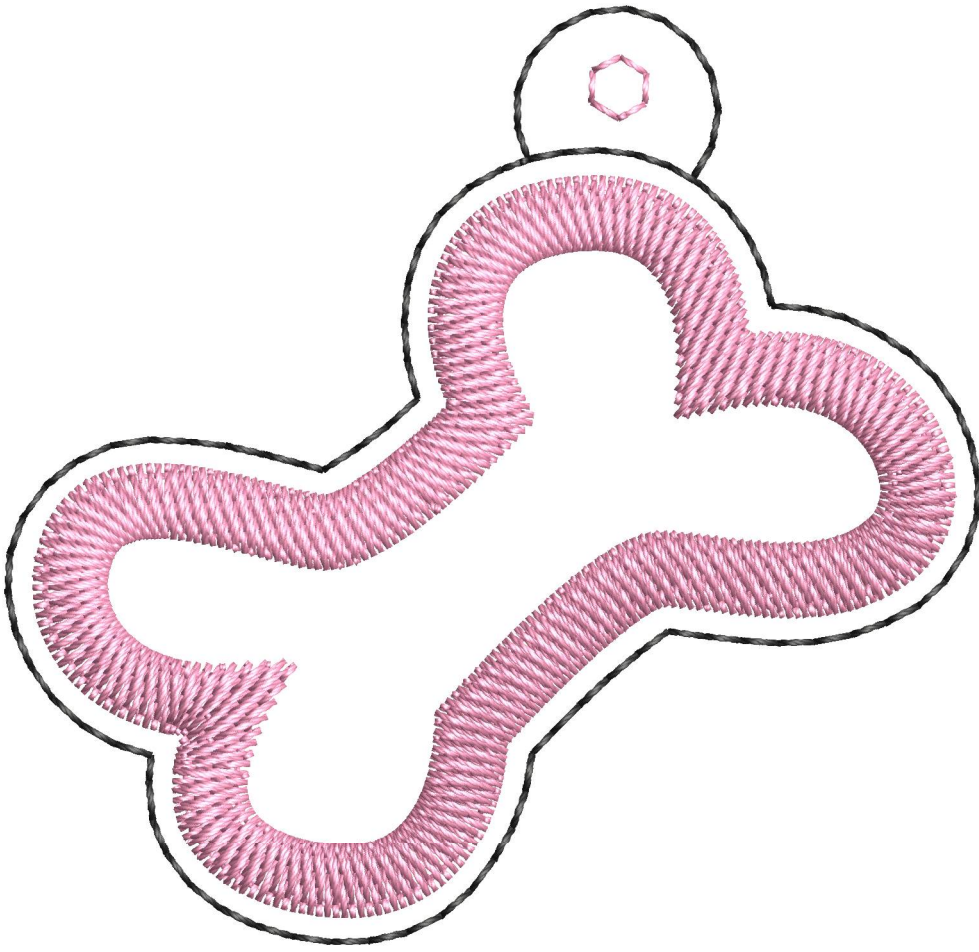
Machine format: Tajima
 Color changes: 4
 Stops: 5
 Trims: 5
 Appliqués: 0
 Left: 31.4 mm
 Right: 31.4 mm
 Up: 30.2 mm
 Down: 30.2 mm
 EndX: 0.0 mm
 EndY: 0.0 mm
 Area: 3787.4 mm²
 Max stitch: 10.6 mm
 Min stitch: 0.2 mm
 Max jump: 6.5 mm
 Thread chart: Madeira PolyNeon 40
 Total thread: 13.03m
 Total bobbin: 4.43m

Stop Sequence:

#	N#	Color	St.	Code	Name	Element
1.	3	Black	99	1800	Emerald Black	
2.	1	Light Blue	97	1563	Icy Blue	
3.	2	Pink	2,033	1921	Bubble Gum Pink	
4.	3	Black	278	1800	Emerald Black	
5.	2	Pink	17	1921	Bubble Gum Pink	

Thread usage: 12.53m

N#	Color	Name	Length
3.	1800	Emerald Black	1.95m
1.	1563	Icy Blue	0.50m
2.	1921	Bubble Gum Pink	10.08m





Color Film

Wilcom EmbroideryStudio - Designing


Design: **Dog Bone-Eyelet**

Title:


Stitches: 2,526
Height: 60.4 mm
Width: 62.7 mm
Colors: 3
Colorway: Colorway 1
Zoom: 0.76




Stop #: 1
Element:
Code: 1800
Name: Emerald Black
Chart: Madeira PolyNeon 40
Stitches: 99
Thread used: 0.51m




Stop #: 2
Element:
Code: 1563
Name: Icy Blue
Chart: Madeira PolyNeon 40
Stitches: 97
Thread used: 0.50m



Stop #: 3
Element:
Code: 1921
Name: Bubble Gum Pink
Chart: Madeira PolyNeon 40
Stitches: 2,033
Thread used: 10.01m



Stop #: 4
Element:
Code: 1800
Name: Emerald Black
Chart: Madeira PolyNeon 40
Stitches: 278
Thread used: 1.44m



Stop #: 5
Element:
Code: 1921
Name: Bubble Gum Pink
Chart: Madeira PolyNeon 40
Stitches: 17
Thread used: 0.06m

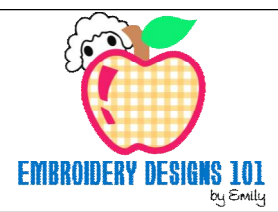
Production Worksheet

Wilcom EmbroideryStudio - Designing

Design: **Dog Bone-Ribbon**

Title:

Stitches: 2,453
 Height: 51.3 mm
 Width: 62.7 mm
 Colors: 3
 Colorway: Colorway 1
 Zoom: 2.04



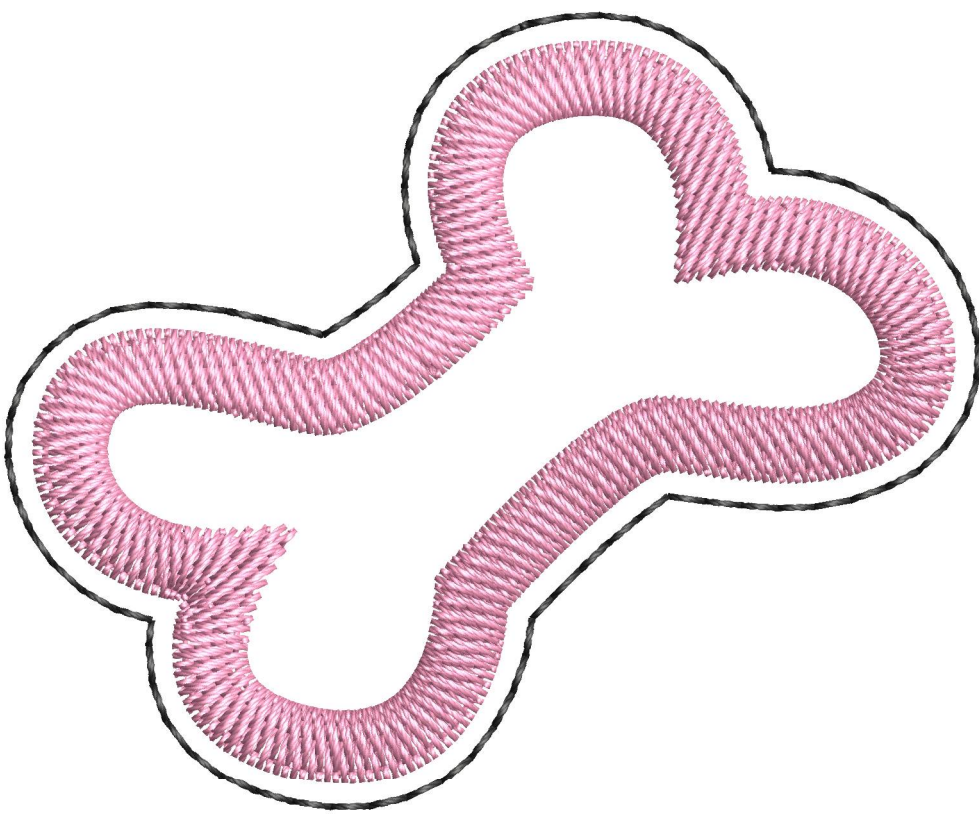
Machine format: Tajima
 Color changes: 3
 Stops: 4
 Trims: 4
 Appliqués: 0
 Left: 31.4 mm
 Right: 31.4 mm
 Up: 25.6 mm
 Down: 25.6 mm
 EndX: 0.0 mm
 EndY: 0.0 mm
 Area: 3214.5 mm²
 Max stitch: 6.5 mm
 Min stitch: 0.2 mm
 Max jump: 6.5 mm
 Thread chart: Madeira PolyNeon 40
 Total thread: 12.54m
 Total bobbin: 4.29m

Stop Sequence:

#	N#	Color	St.	Code	Name	Element
1.	3	Black	88	1800	Emerald Black	
2.	1	Light Blue	85	1563	Icy Blue	
3.	2	Pink	2,033	1921	Bubble Gum Pink	
4.	3	Black	245	1800	Emerald Black	

Thread usage: 12.14m

N#	Color	Name	Length
3.	1800	Emerald Black	1.70m
1.	1563	Icy Blue	0.43m
2.	1921	Bubble Gum Pink	10.01m





Color Film

Wilcom EmbroideryStudio - Designing


Design: **Dog Bone-Ribbon**

Title:

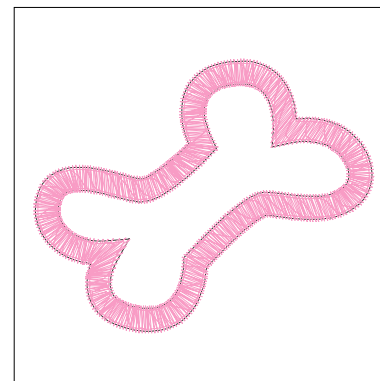
Stitches: 2,453
Height: 51.3 mm
Width: 62.7 mm
Colors: 3
Colorway: Colorway 1
Zoom: 0.76




Stop #: 1
Element:
Code: 1800
Name: Emerald Black
Chart: Madeira PolyNeon 40
Stitches: 88
Thread used: 0.44m



Stop #: 2
Element:
Code: 1563
Name: Icy Blue
Chart: Madeira PolyNeon 40
Stitches: 85
Thread used: 0.43m



Stop #: 3
Element:
Code: 1921
Name: Bubble Gum Pink
Chart: Madeira PolyNeon 40
Stitches: 2,033
Thread used: 10.01m

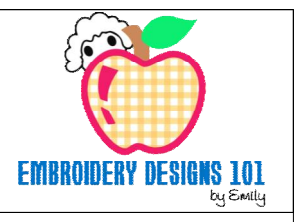


Stop #: 4
Element:
Code: 1800
Name: Emerald Black
Chart: Madeira PolyNeon 40
Stitches: 245
Thread used: 1.26m

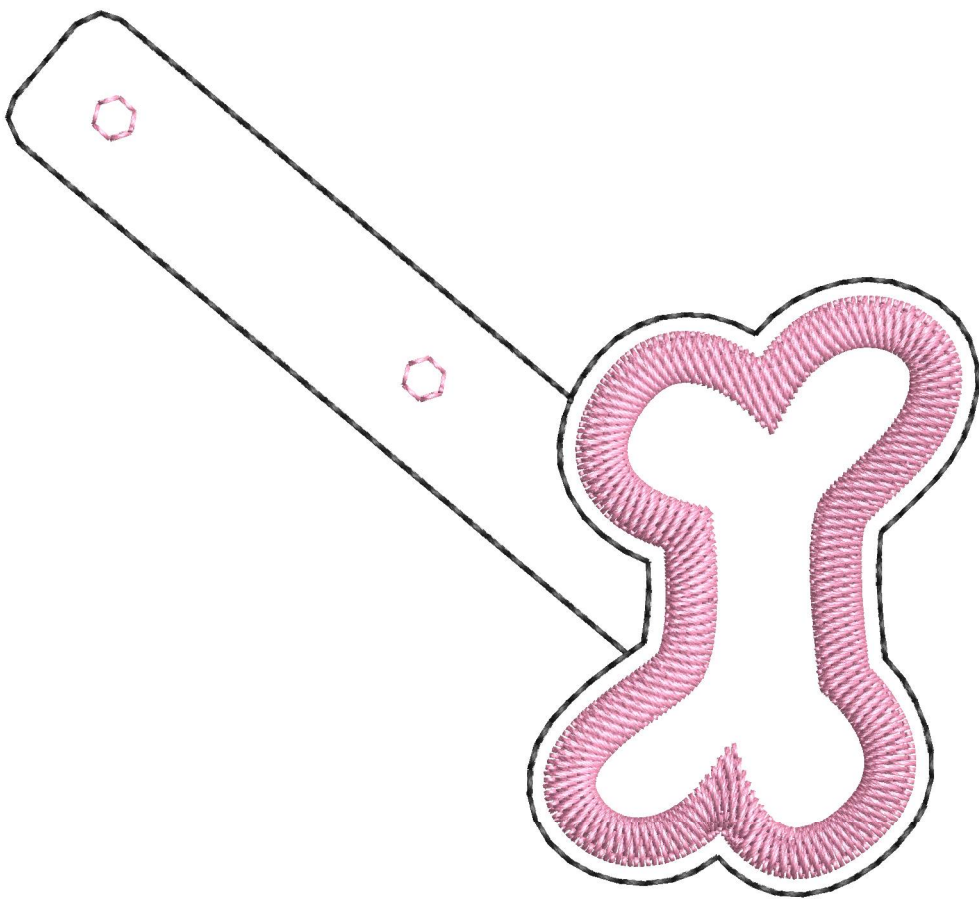
Production Worksheet

Wilcom EmbroideryStudio - Designing
 Design: **Dog Bone-SnapTab**
 Title:

Stitches: 2,790
 Height: 83.1 mm
 Width: 91.3 mm
 Colors: 3
 Colorway: Colorway 1
 Zoom: 1.40



Machine format: Tajima
 Color changes: 4
 Stops: 5
 Trims: 6
 Appliqués: 0
 Left: 45.7 mm
 Right: 45.6 mm
 Up: 41.5 mm
 Down: 41.5 mm
 EndX: 0.0 mm
 EndY: 0.0 mm
 Area: 7585.0 mm²
 Max stitch: 8.3 mm
 Min stitch: 0.2 mm
 Max jump: 6.8 mm
 Thread chart: Madeira PolyNeon 40
 Total thread: 14.40m
 Total bobbin: 4.93m



Stop Sequence:

#	N#	Color	St.	Code	Name	Element
1.	3	Black	148	1800	Emerald Black	
2.	1	Light Blue	149	1563	Icy Blue	
3.	2	Pink	2,033	1921	Bubble Gum Pink	
4.	3	Black	422	1800	Emerald Black	
5.	2	Pink	36	1921	Bubble Gum Pink	

Thread usage: 13.90m



N#	Color	Name	Length
3.	1800	Emerald Black	2.98m
1.	1563	Icy Blue	0.76m
2.	1921	Bubble Gum Pink	10.15m

Color Film


Wilcom EmbroideryStudio - Designing
Design: **Dog Bone-SnapTab**

Title:


Stitches: 2,790
Height: 83.1 mm
Width: 91.3 mm
Colors: 3
Colorway: Colorway 1
Zoom: 0.52




Stop #: 1
Element:
Code: 1800
Name: Emerald Black
Chart: Madeira PolyNeon 40
Stitches: 148
Thread used: 0.77m




Stop #: 2
Element:
Code: 1563
Name: Icy Blue
Chart: Madeira PolyNeon 40
Stitches: 149
Thread used: 0.76m



Stop #: 3
Element:
Code: 1921
Name: Bubble Gum Pink
Chart: Madeira PolyNeon 40
Stitches: 2,033
Thread used: 10.01m



Stop #: 4
Element:
Code: 1800
Name: Emerald Black
Chart: Madeira PolyNeon 40
Stitches: 422
Thread used: 2.22m



Stop #: 5
Element:
Code: 1921
Name: Bubble Gum Pink
Chart: Madeira PolyNeon 40
Stitches: 36
Thread used: 0.13m