



Creative Fabrica

**Embroidery Design
Sewing Information**

www.creativefabrica.com/embroidery/


© Creative Fabrica


Design: Butterfly Metallic Blue C

The Start (green S) and (red E) are both centered. This means the design will Start and End in the center of the design. You can print this out onto your favorite template material (set printer to print Actual Size) and use for placement, as it is the actual size of the embroidery design.


Height: 4.94 in
Width: 5.00 in
Stitches: 4,424
Colors: 1
Color changes: 0
Trims: 1
Hoop: Users choice
Total bobbin: 20.42ft

Color Sequence:

#	Color	Code	Name	Chart
1.		MA5	Kingstar Dark Blue	Kingstar



Design: Butterfly Metallic Blue B




Design: Butterfly Metallic Blue B


The Start (green S) and (red E) are both centered. This means the design will Start and End in the center of the design. You can print this out onto your favorite template material (set printer to print Actual Size) and use for placement, as it is the actual size of the embroidery design.

Height: 5.86 in
Width: 5.92 in
Stitches: 5,081
Colors: 1
Color changes: 0
Trims: 1
Hoop: Users choice
Total bobbin: 24.39ft

Color Sequence:

#	Color	Code	Name	Chart
1.		MA5	Kingstar Dark Blue	Kingstar

Design: Butterfly Metallic Blue A




Design: Butterfly Metallic Blue A

The Start (green S) and (red E) are both centered. This means the design will Start and End in the center of the design. You can print this out onto your favorite template material (set printer to print Actual Size) and use for placement, as it is the actual size of the embroidery design.

Height: 6.92 in
Width: 7.00 in
Stitches: 5,863
Colors: 1
Color changes: 0
Trims: 1
Hoop: Users choice
Total bobbin: 29.43ft

Color Sequence:

#	Color	Code	Name	Chart
1.		MA5	Kingstar Dark Blue	Kingstar