

Creative Fabrica

**Embroidery Design
Sewing Information**

www.creativefabrica.com/embroidery/


© Creative Fabrica


Design: Butterfly Metallic Gold C

The Start (green S) and (red E) are both centered. This means the design will Start and End in the center of the design. You can print this out onto your favorite template material (set printer to print Actual Size) and use for placement, as it is the actual size of the embroidery design.

Height: 126.9 mm
 Width: 119.6 mm
 Stitches: 5,099
 Colors: 1
 Color changes: 0
 Trims: 1
 Hoop: Users choice
 Total bobbin: 6.87m

Color Sequence:

#	Color	Code	Name	Chart
1.		MG3	Kingstar Gold	Kingstar




Design: Butterfly Metallic Gold B

The Start (green S) and (red E) are both centered. This means the design will Start and End in the center of the design. You can print this out onto your favorite template material (set printer to print Actual Size) and use for placement, as it is the actual size of the embroidery design.


Height:	151.3 mm
Width:	142.5 mm
Stitches:	5,975
Colors:	1
Color changes:	0
Trims:	1
Hoop:	Users choice
Total bobbin:	8.47m

Color Sequence:

#	Color	Code	Name	Chart
1.		MG3	Kingstar Gold	Kingstar



Design: Butterfly Metallic Gold A




Design: Butterfly Metallic Gold A

The Start (green S) and (red E) are both centered. This means the design will Start and End in the center of the design. You can print this out onto your favorite template material (set printer to print Actual Size) and use for placement, as it is the actual size of the embroidery design.

Height: 7.00 in
Width: 6.59 in
Stitches: 6,961
Colors: 1
Color changes: 0
Trims: 1
Hoop: Users choice
Total bobbin: 34.04ft

Color Sequence:

#	Color	Code	Name	Chart
1.		MG3	Kingstar Gold	Kingstar