



# **Creative Fabrica**

**Embroidery Design  
Sewing Information**

**[www.creativefabrica.com/embroidery/](http://www.creativefabrica.com/embroidery/)**


© Creative Fabrica

### Design: Butterfly Metallic Turquoise C

The Start (green S) and (red E) are both centered. This means the design will Start and End in the center of the design. You can print this out onto your favorite template material (set printer to print Actual Size) and use for placement, as it is the actual size of the embroidery design.

Height: 126.9 mm  
 Width: 110.8 mm  
 Stitches: 2,972  
 Colors: 1  
 Color changes: 0  
 Trims: 1  
 Hoop: Users choice  
 Total bobbin: 4.43m

Color Sequence:

#	Color	Code	Name	Chart
1.		MA6	Kingstar Turquoise	Kingstar





### Design: Butterfly Metallic Turquoise B

The Start (green S) and (red E) are both centered. This means the design will Start and End in the center of the design. You can print this out onto your favorite template material (set printer to print Actual Size) and use for placement, as it is the actual size of the embroidery design.


Height: 151.4 mm  
Width: 132.2 mm  
Stitches: 3,454  
Colors: 1  
Color changes: 0  
Trims: 1  
Hoop: Users choice  
Total bobbin: 5.44m

Color Sequence:

#	Color	Code	Name	Chart
1.		MA6	Kingstar Turquoise	Kingstar



Design: Butterfly Metallic Turquoise A




Design: Butterfly Metallic Turquoise A

The Start (green S) and (red E) are both centered. This means the design will Start and End in the center of the design. You can print this out onto your favorite template material (set printer to print Actual Size) and use for placement, as it is the actual size of the embroidery design.

Height: 177.8 mm  
Width: 155.2 mm  
Stitches: 3,819  
Colors: 1  
Color changes: 0  
Trims: 1  
Hoop: Users choice  
Total bobbin: 6.41m

Color Sequence:

#	Color	Code	Name	Chart
1.		MA6	Kingstar Turquoise	Kingstar