


# **Creative Fabrica**

**Embroidery Design  
Sewing Information**

**[www.creativefabrica.com/embroidery/](http://www.creativefabrica.com/embroidery/)**

© Creative Fabrica



## Key Fob Instructions


### Step 1

Hoop tear away stabilizer and run the placement stitch onto the stabilizer.



### Step 2

Place your fabric/vinly/leather covering entire placement line, and run the tack-down stitch to secure the fabric.



### Step 3


Complete the design detail steps for embroidery, depending on the design it can be 3-4 or more steps to be done here.



#### Step 4

When embroidery details are done before the last final step, turn the hoop over cover placement line with your back fabric and tape it in place.

(optional) For ribbon KeyFob, place your ribbon folded along with the fabric in this step only.




#### Step 5

Run final tack down stitch to secure front and back fabric together, you can use matching bobbin here if you don't want the back of your KeyFob to look white.



#### Step 6

Remove the hoop, tear away the stabilizer and cut the fabric/vinyl close to the stitches.



#### Step 7

Congratulations, Your design is COMPLETE!

You can add the keyfob hardware as you want, depending on the design you used (ribbon, snaptab or eyelet version)

Thank you for supporting my small business, you can always reach out to me on [www.embroiderydesigns101.com](http://www.embroiderydesigns101.com) if you are having any issues.

# Production Worksheet

Wilcom EmbroideryStudio - Designing

Design: **Gal Head-Eyelet**

Title:

Stitches: 1,813

Height: 62.0 mm

Width: 49.0 mm

Colors: 4

Colorway: Colorway 1

Zoom: 2.75



**EMBROIDERY DESIGNS 101**  
by Emily

Machine format: Tajima

Color changes: 6

Stops: 7

Trims: 14

Appliqués: 0

Left: 24.5 mm

Right: 24.5 mm

Up: 31.0 mm

Down: 31.0 mm

EndX: 0.0 mm

EndY: 0.0 mm

Area: 3040.5 mm<sup>2</sup>

Max stitch: 7.6 mm

Min stitch: 0.1 mm

Max jump: 6.7 mm

Thread chart: Madeira PolyNeon 40

Total thread: 9.23m


Total bobbin: 2.91m

Stop Sequence:

#	N#	Color	St.	Code	Name	Element
1.	3	█	87	1800	Emerald Black	
2.	1	█	87	1563	Icy Blue	
3.	2	█	179	1839	Christmas Red	
4.	3	█	915	1800	Emerald Black	
5.	4	█	284	1954		
6.	3	█	242	1800	Emerald Black	
7.	4	█	17	1954		

Thread usage: 8.53m

N#	Color	Name	Length
3.	1800	Emerald Black	5.75m
1.	1563	Icy Blue	0.45m
2.	1839	Christmas Red	0.81m
4.	1954		1.53m



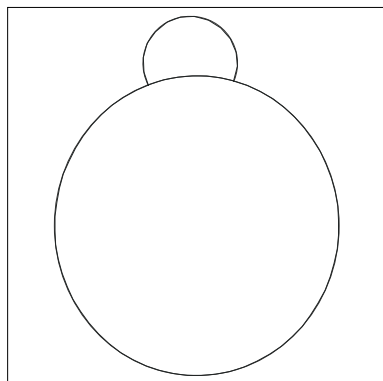

# Color Film

Wilcom EmbroideryStudio - Designing

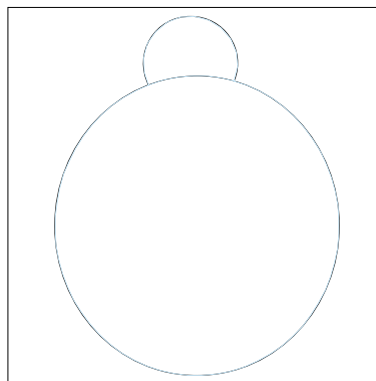
Design: **Gal Head-Eyelet**

Title:


Stitches: 1,813  
Height: 62.0 mm  
Width: 49.0 mm  
Colors: 4  
Colorway: Colorway 1  
Zoom: 0.77




Stop #: 1  
Element:  
Code: 1800  
Name: Emerald Black  
Chart: Madeira PolyNeon 40  
Stitches: 87  
Thread used: 0.45m




Stop #: 2  
Element:  
Code: 1563  
Name: Icy Blue  
Chart: Madeira PolyNeon 40  
Stitches: 87  
Thread used: 0.45m



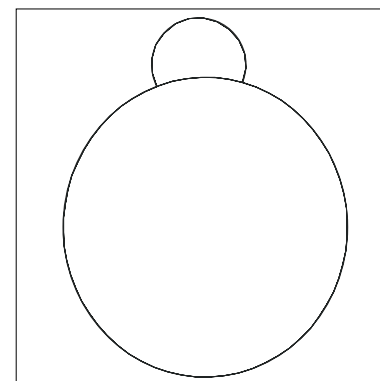
Stop #: 3  
Element:  
Code: 1839  
Name: Christmas Red  
Chart: Madeira PolyNeon 40  
Stitches: 179  
Thread used: 0.81m



Stop #: 4  
Element:  
Code: 1800  
Name: Emerald Black  
Chart: Madeira PolyNeon 40  
Stitches: 915  
Thread used: 4.03m



Stop #: 5  
Element:  
Code: 1954  
Name:  
Chart: Madeira PolyNeon 40  
Stitches: 284  
Thread used: 1.46m



Stop #: 6  
Element:  
Code: 1800  
Name: Emerald Black  
Chart: Madeira PolyNeon 40  
Stitches: 242  
Thread used: 1.27m



# Color Film

Wilcom EmbroideryStudio - Designing

Design: **Gal Head-Eyelet**

Title:

Stitches: 1,813  
Height: 62.0 mm  
Width: 49.0 mm  
Colors: 4  
Colorway: Colorway 1  
Zoom: 0.77



Stop #: 7  
Element:  
Code: 1954  
Name:  
Chart: Madeira PolyNeon 40  
Stitches: 17  
Thread used: 0.07m

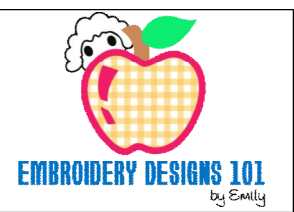
# Production Worksheet

Wilcom EmbroideryStudio - Designing

Design: **Gal Head-Ribbon**

Title:

Stitches: 1,732  
 Height: 51.7 mm  
 Width: 49.0 mm  
 Colors: 4  
 Colorway: Colorway 1  
 Zoom: 2.75



Machine format: Tajima  
 Color changes: 5  
 Stops: 6  
 Trims: 13  
 Appliqués: 0  
 Left: 24.5 mm  
 Right: 24.5 mm  
 Up: 25.9 mm  
 Down: 25.9 mm  
 EndX: 0.0 mm  
 EndY: 0.0 mm  
 Area: 2535.3 mm<sup>2</sup>  
 Max stitch: 6.9 mm  
 Min stitch: 0.1 mm  
 Max jump: 6.9 mm  
 Thread chart: Madeira PolyNeon 40  
 Total thread: 8.71m  
 Total bobbin: 2.76m



Stop Sequence:

#	N#	Color	St.	Code	Name	Element
1.	3	Black	75	1800	Emerald Black	
2.	1	Light Blue	72	1563	Icy Blue	
3.	2	Red	178	1839	Christmas Red	
4.	3	Black	915	1800	Emerald Black	
5.	4	Red	284	1954		
6.	3	Black	206	1800	Emerald Black	

Thread usage: 8.11m

N#	Color	Name	Length
3.	1800	Emerald Black	5.48m
1.	1563	Icy Blue	0.36m
2.	1839	Christmas Red	0.81m
4.	1954		1.46m

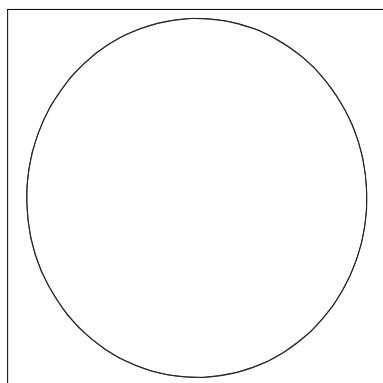

# Color Film

Wilcom EmbroideryStudio - Designing


Design: **Gal Head-Ribbon**

Title:


Stitches: 1,732  
Height: 51.7 mm  
Width: 49.0 mm  
Colors: 4  
Colorway: Colorway 1  
Zoom: 0.92




Stop #: 1  
Element:  
Code: 1800  
Name: Emerald Black  
Chart: Madeira PolyNeon 40  
Stitches: 75  
Thread used: 0.38m




Stop #: 2  
Element:  
Code: 1563  
Name: Icy Blue  
Chart: Madeira PolyNeon 40  
Stitches: 72  
Thread used: 0.36m



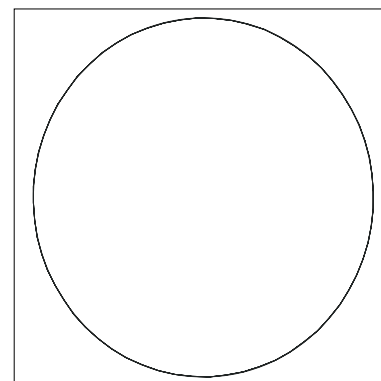
Stop #: 3  
Element:  
Code: 1839  
Name: Christmas Red  
Chart: Madeira PolyNeon 40  
Stitches: 178  
Thread used: 0.81m



Stop #: 4  
Element:  
Code: 1800  
Name: Emerald Black  
Chart: Madeira PolyNeon 40  
Stitches: 915  
Thread used: 4.03m



Stop #: 5  
Element:  
Code: 1954  
Name:  
Chart: Madeira PolyNeon 40  
Stitches: 284  
Thread used: 1.46m



Stop #: 6  
Element:  
Code: 1800  
Name: Emerald Black  
Chart: Madeira PolyNeon 40  
Stitches: 206  
Thread used: 1.07m



# Production Worksheet

Wilcom EmbroideryStudio - Designing

Design: **Gal Head-SnapTab**

Title:

Stitches: 2,034

Height: 82.6 mm

Width: 93.9 mm

Colors: 4

Colorway: Colorway 1

Zoom: 1.44



**EMBROIDERY DESIGNS 101**  
by Emily

Machine format: Tajima

Color changes: 6

Stops: 7

Trims: 15

Appliqués: 0

Left: 46.9 mm

Right: 46.9 mm

Up: 41.3 mm

Down: 41.3 mm

EndX: 0.0 mm

EndY: 0.0 mm

Area: 7756.4 mm<sup>2</sup>

Max stitch: 12.0 mm

Min stitch: 0.1 mm

Max jump: 7.0 mm

Thread chart: Madeira PolyNeon 40

Total thread: 10.38m

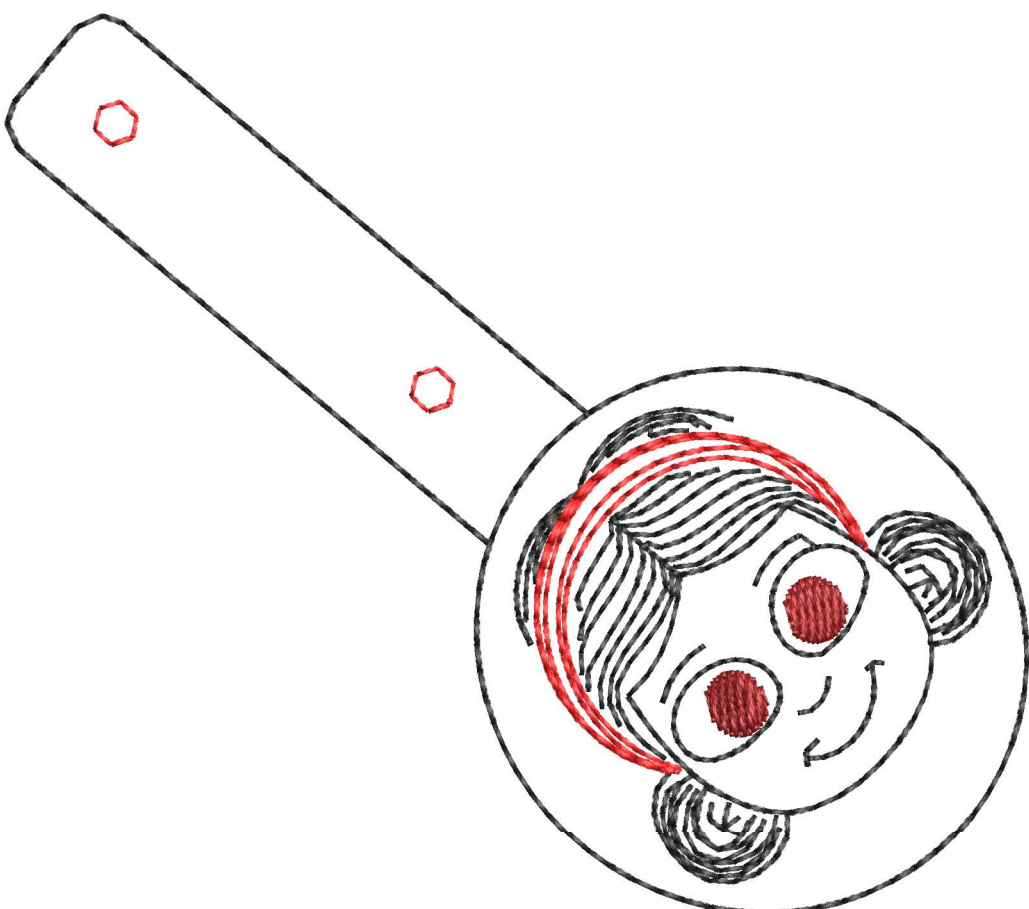
Total bobbin: 3.33m

Stop Sequence:

#	N#	Color	St.	Code	Name	Element
1.	3	█	127	1800	Emerald Black	
2.	1	█	126	1563	Icy Blue	
3.	2	█	179	1839	Christmas Red	
4.	3	█	916	1800	Emerald Black	
5.	4	█	283	1954		
6.	3	█	364	1800	Emerald Black	
7.	4	█	37	1954		

Thread usage: 9.68m

N#	Color	Name	Length
3.	1800	Emerald Black	6.60m
1.	1563	Icy Blue	0.67m
2.	1839	Christmas Red	0.81m
4.	1954		1.60m




# Color Film

Wilcom EmbroideryStudio - Designing


Design: **Gal Head-SnapTab**

Title:


Stitches: 2,034  
Height: 82.6 mm  
Width: 93.9 mm  
Colors: 4  
Colorway: Colorway 1  
Zoom: 0.51




Stop #: 1  
Element:  
Code: 1800  
Name: Emerald Black  
Chart: Madeira PolyNeon 40  
Stitches: 127  
Thread used: 0.66m




Stop #: 2  
Element:  
Code: 1563  
Name: Icy Blue  
Chart: Madeira PolyNeon 40  
Stitches: 126  
Thread used: 0.67m




Stop #: 3  
Element:  
Code: 1839  
Name: Christmas Red  
Chart: Madeira PolyNeon 40  
Stitches: 179  
Thread used: 0.81m



Stop #: 4  
Element:  
Code: 1800  
Name: Emerald Black  
Chart: Madeira PolyNeon 40  
Stitches: 916  
Thread used: 4.03m



Stop #: 5  
Element:  
Code: 1954  
Name:  
Chart: Madeira PolyNeon 40  
Stitches: 283  
Thread used: 1.46m



Stop #: 6  
Element:  
Code: 1800  
Name: Emerald Black  
Chart: Madeira PolyNeon 40  
Stitches: 364  
Thread used: 1.92m


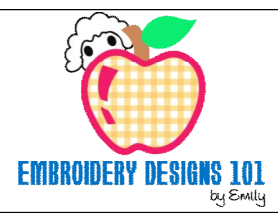
# Color Film

Wilcom EmbroideryStudio - Designing

Design: **Gal Head-SnapTab**

Title:

Stitches: 2,034  
Height: 82.6 mm  
Width: 93.9 mm  
Colors: 4  
Colorway: Colorway 1  
Zoom: 0.51



Stop #: 7  
Element:  
Code: 1954  
Name:  
Chart: Madeira PolyNeon 40  
Stitches: 37  
Thread used: 0.14m