




Creative Fabrica

**Embroidery Design
Sewing Information**

www.creativefabrica.com/embroidery/

© Creative Fabrica



Key Fob Instructions



Step 1

Hoop tear away stabilizer and run the placement stitch onto the stabilizer.



Step 2

Place your fabric/vinly/leather covering entire placement line, and run the tack-down stitch to secure the fabric.



Step 3


Complete the design detail steps for embroidery, depending on the design it can be 3-4 or more steps to be done here.



Step 4

When embroidery details are done before the last final step, turn the hoop over cover placement line with your back fabric and tape it in place.

(optional) For ribbon KeyFob, place your ribbon folded along with the fabric in this step only.



Step 5

Run final tack down stitch to secure front and back fabric together, you can use matching bobbin here if you don't want the back of your KeyFob to look white.



Step 6

Remove the hoop, tear away the stabilizer and cut the fabric/vinyl close to the stitches.



Step 7

Congratulations, Your design is COMPLETE!

You can add the keyfob hardware as you want, depending on the design you used (ribbon, snaptab or eyelet version)

Thank you for supporting my small business, you can always reach out to me on www.embroiderydesigns101.com if you are having any issues.

Production Worksheet

Wilcom EmbroideryStudio - Designing

Design: **Bobbin Sewing Machine-Eyelet**

Title:

Stitches: 1,133
Height: 57.5 mm
Width: 44.8 mm
Colors: 3
Colorway: Colorway 1
Zoom: 2.97




Machine format: Tajima
Color changes: 4
Stops: 5
Trims: 5
Appliqués: 0
Left: 22.4 mm
Right: 22.4 mm
Up: 28.8 mm
Down: 28.8 mm
EndX: 0.0 mm
EndY: 0.0 mm
Area: 2576.8 mm²
Max stitch: 11.1 mm
Min stitch: 0.4 mm
Max jump: 6.5 mm
Thread chart: Madeira PolyNeon 40
Total thread: 5.58m
Total bobbin: 1.67m

Stop Sequence:

#	N#	Color	St.	Code	Name	Element
1.	2	Dark Periwinkle	87	1943	Dark Periwinkle	
2.	1	Light Mint	85	1823	Light Mint	
3.	3	Dark Periwinkle	702	1645	Dark Periwinkle	
4.	2	Dark Periwinkle	240	1943	Dark Periwinkle	
5.	1	Light Mint	17	1823	Light Mint	

Thread usage: 5.08m

N#	Color	Name	Length
2.	1943	Dark Periwinkle	1.69m
1.	1823	Light Mint	0.51m
3.	1645	Light Mint	2.89m



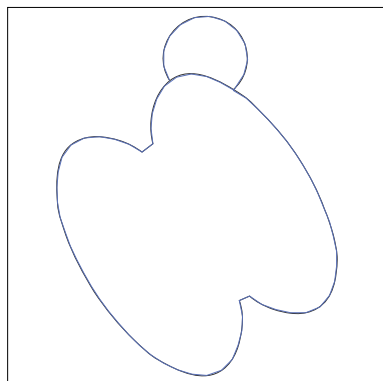

Color Film

Wilcom EmbroideryStudio - Designing


Design: **Bobbin Sewing Machine-Eyelet**

Title:

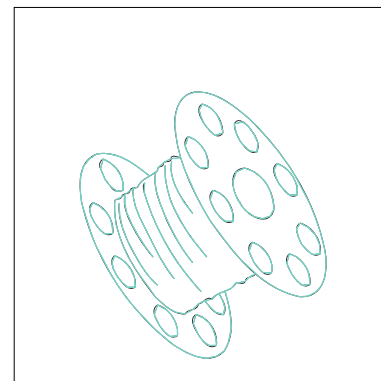
Stitches: 1,133
Height: 57.5 mm
Width: 44.8 mm
Colors: 3
Colorway: Colorway 1
Zoom: 0.83



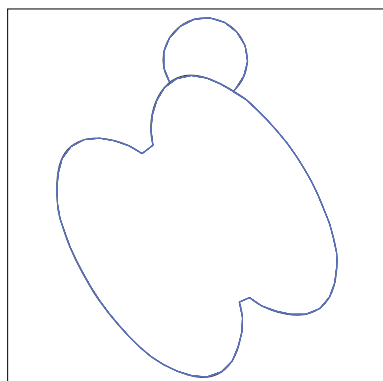
Stop #: 1
Element:
Code: 1943
Name: Dark Periwinkle
Chart: Madeira PolyNeon 40
Stitches: 87
Thread used: 0.44m




Stop #: 2
Element:
Code: 1823
Name:
Chart: Madeira PolyNeon 40
Stitches: 85
Thread used: 0.44m



Stop #: 3
Element:
Code: 1645
Name: Light Mint
Chart: Madeira PolyNeon 40
Stitches: 702
Thread used: 2.89m



Stop #: 4
Element:
Code: 1943
Name: Dark Periwinkle
Chart: Madeira PolyNeon 40
Stitches: 240
Thread used: 1.25m



Stop #: 5
Element:
Code: 1823
Name:
Chart: Madeira PolyNeon 40
Stitches: 17
Thread used: 0.06m

Production Worksheet

Wilcom EmbroideryStudio - Designing

Design: **Bobbin Sewing Machine-Ribbon**

Title:

Stitches: 1,054
 Height: 48.3 mm
 Width: 44.8 mm
 Colors: 3
 Colorway: Colorway 1
 Zoom: 2.97



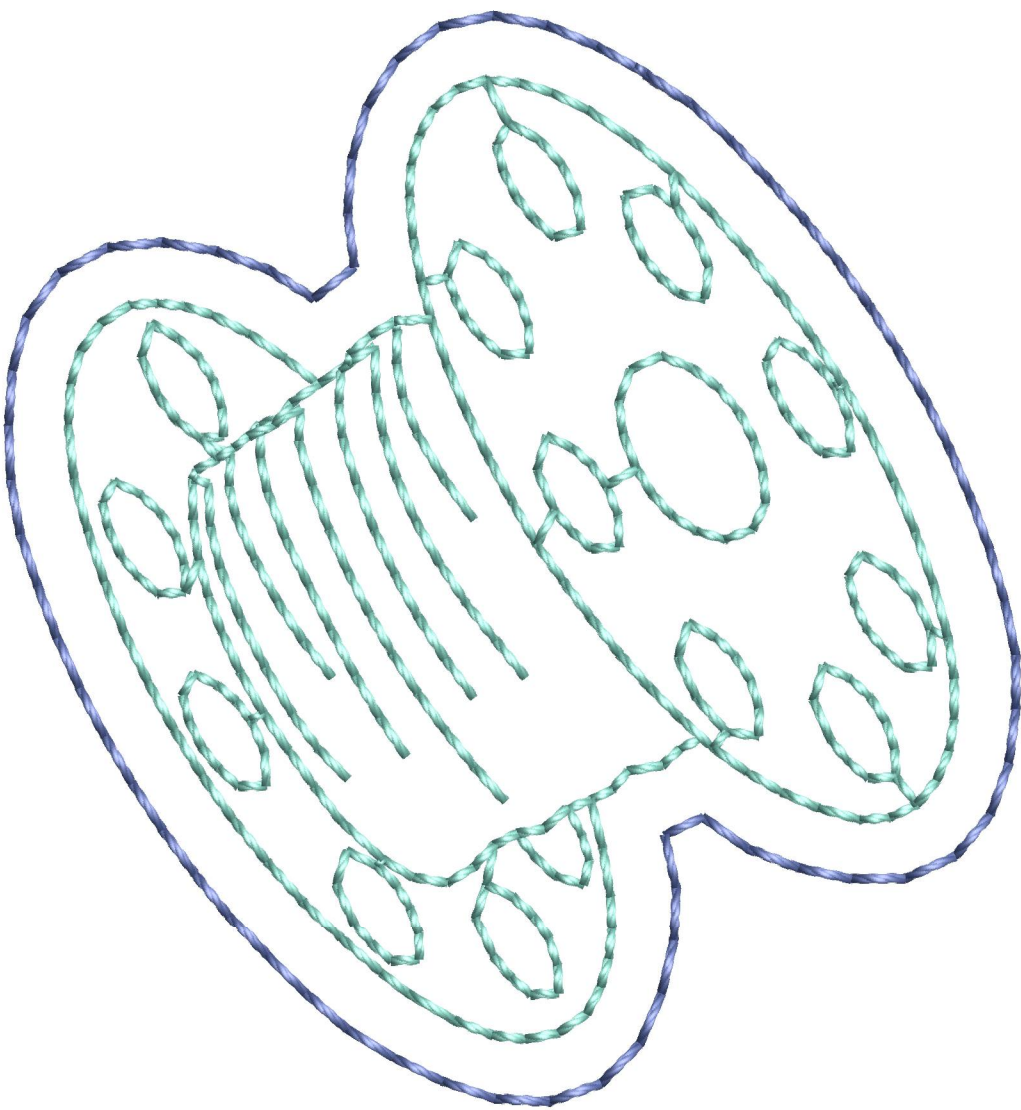
Machine format: Tajima
 Color changes: 3
 Stops: 4
 Trims: 4
 Appliqués: 0
 Left: 22.4 mm
 Right: 22.4 mm
 Up: 24.1 mm
 Down: 24.1 mm
 EndX: 0.0 mm
 EndY: 0.0 mm
 Area: 2164.1 mm²
 Max stitch: 11.4 mm
 Min stitch: 0.1 mm
 Max jump: 5.4 mm
 Thread chart: Madeira PolyNeon 40
 Total thread: 5.08m
 Total bobbin: 1.53m

Stop Sequence:

#	N#	Color	St.	Code	Name	Element
1.	2		75	1943	Dark Periwinkle	
2.	1		72	1823		
3.	3		702	1645	Light Mint	
4.	2		203	1943	Dark Periwinkle	

Thread usage: 4.68m

N#	Color	Name	Length
2.		1943 Dark Periwinkle	1.43m
1.		1823	0.36m
3.		1645 Light Mint	2.89m




Color Film

Wilcom EmbroideryStudio - Designing


Design: **Bobbin Sewing Machine-Ribbon**

Title:

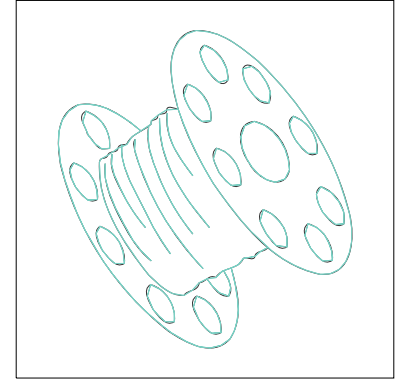
Stitches: 1,054
Height: 48.3 mm
Width: 44.8 mm
Colors: 3
Colorway: Colorway 1
Zoom: 0.98



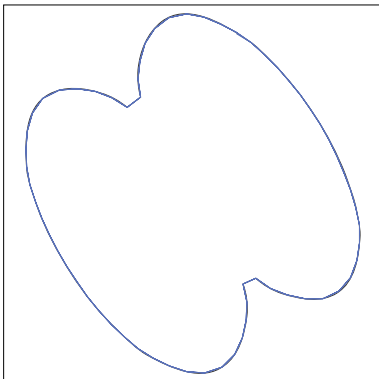
Stop #: 1
Element:
Code: 1943
Name: Dark Periwinkle
Chart: Madeira PolyNeon 40
Stitches: 75
Thread used: 0.37m



Stop #: 2
Element:
Code: 1823
Name:
Chart: Madeira PolyNeon 40
Stitches: 72
Thread used: 0.36m



Stop #: 3
Element:
Code: 1645
Name: Light Mint
Chart: Madeira PolyNeon 40
Stitches: 702
Thread used: 2.89m



Stop #: 4
Element:
Code: 1943
Name: Dark Periwinkle
Chart: Madeira PolyNeon 40
Stitches: 203
Thread used: 1.06m


Production Worksheet

Wilcom EmbroideryStudio - Designing

Design: **Bobbin Sewing Machine-SnapTab**

Title:

Stitches: 1,370
 Height: 73.1 mm
 Width: 86.6 mm
 Colors: 3
 Colorway: Colorway 1
 Zoom: 1.54



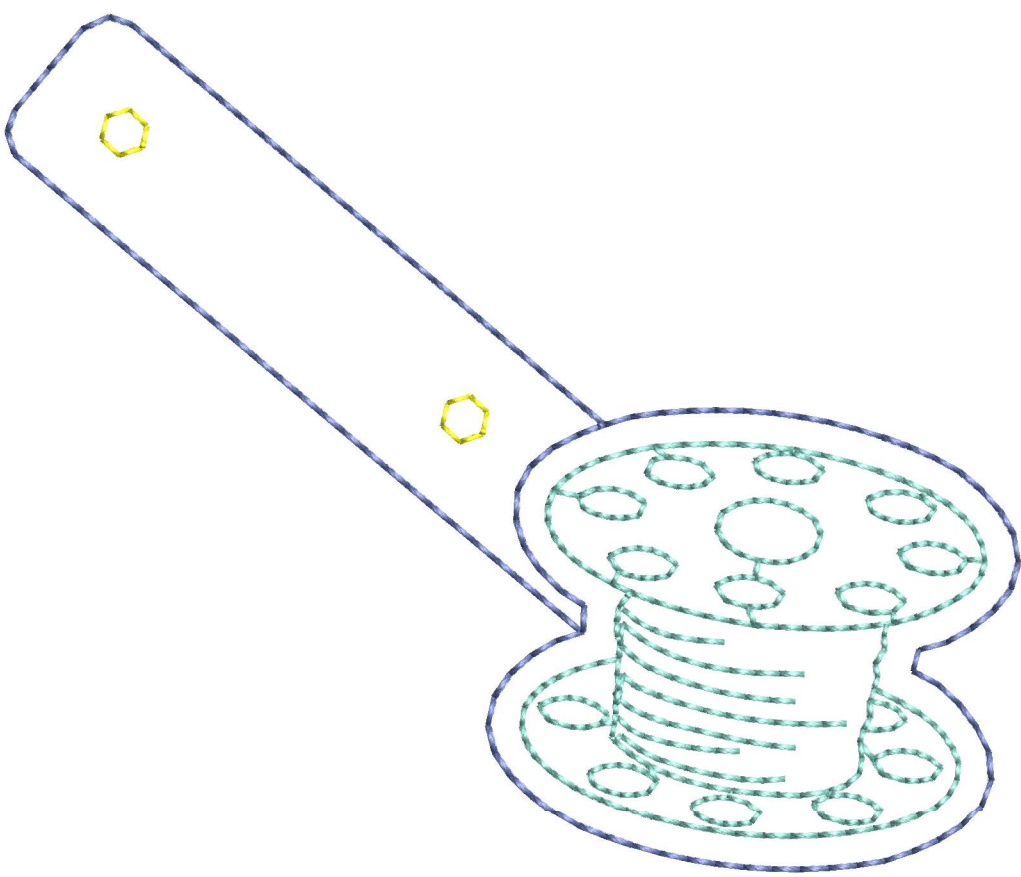
Machine format: Tajima
 Color changes: 4
 Stops: 5
 Trims: 6
 Appliqués: 0
 Left: 43.3 mm
 Right: 43.3 mm
 Up: 36.5 mm
 Down: 36.5 mm
 EndX: 0.0 mm
 EndY: 0.0 mm
 Area: 6331.4 mm²
 Max stitch: 10.4 mm
 Min stitch: 0.4 mm
 Max jump: 6.4 mm
 Thread chart: Madeira PolyNeon 40
 Total thread: 6.77m
 Total bobbin: 2.09m

Stop Sequence:

#	N#	Color	St.	Code	Name	Element
1.	2		130	1943	Dark Periwinkle	
2.	1		130	1823		
3.	3		705	1645	Light Mint	
4.	2		368	1943	Dark Periwinkle	
5.	1		35	1823		

Thread usage: 6.27m

N#	Color	Name	Length
2.		1943 Dark Periwinkle	2.59m
1.		1823	0.80m
3.		1645 Light Mint	2.88m



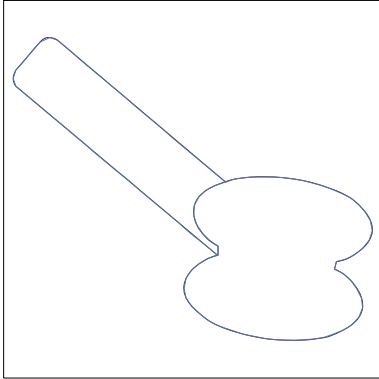
Color Film

Wilcom EmbroideryStudio - Designing


Design: **Bobbin Sewing Machine-SnapTab**

Title:


Stitches: 1,370
Height: 73.1 mm
Width: 86.6 mm
Colors: 3
Colorway: Colorway 1
Zoom: 0.55



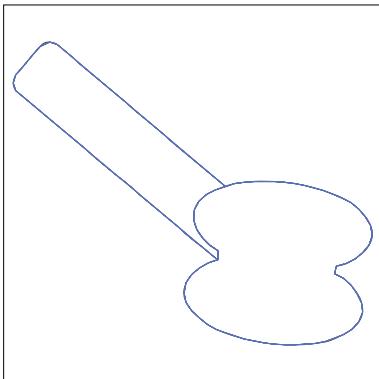
Stop #: 1
Element:
Code: 1943
Name: Dark Periwinkle
Chart: Madeira PolyNeon 40
Stitches: 130
Thread used: 0.67m




Stop #: 2
Element:
Code: 1823
Name:
Chart: Madeira PolyNeon 40
Stitches: 130
Thread used: 0.66m



Stop #: 3
Element:
Code: 1645
Name: Light Mint
Chart: Madeira PolyNeon 40
Stitches: 705
Thread used: 2.88m



Stop #: 4
Element:
Code: 1943
Name: Dark Periwinkle
Chart: Madeira PolyNeon 40
Stitches: 368
Thread used: 1.92m



Stop #: 5
Element:
Code: 1823
Name:
Chart: Madeira PolyNeon 40
Stitches: 35
Thread used: 0.14m