


# **Creative Fabrica**

**Embroidery Design  
Sewing Information**

**[www.creativefabrica.com/embroidery/](http://www.creativefabrica.com/embroidery/)**

© Creative Fabrica



## Key Fob Instructions



### Step 1

Hoop tear away stabilizer and run the placement stitch onto the stabilizer.



### Step 2

Place your fabric/vinly/leather covering entire placement line, and run the tack-down stitch to secure the fabric.



### Step 3


Complete the design detail steps for embroidery, depending on the design it can be 3-4 or more steps to be done here.



#### Step 4

When embroidery details are done before the last final step, turn the hoop over cover placement line with your back fabric and tape it in place.

(optional) For ribbon KeyFob, place your ribbon folded along with the fabric in this step only.



#### Step 5

Run final tack down stitch to secure front and back fabric together, you can use matching bobbin here if you don't want the back of your KeyFob to look white.



#### Step 6

Remove the hoop, tear away the stabilizer and cut the fabric/vinyl close to the stitches.



#### Step 7

Congratulations, Your design is COMPLETE!

You can add the keyfob hardware as you want, depending on the design you used (ribbon, snaptab or eyelet version)

Thank you for supporting my small business, you can always reach out to me on [www.embroiderydesigns101.com](http://www.embroiderydesigns101.com) if you are having any issues.

# Production Worksheet

Wilcom EmbroideryStudio - Designing


Design: **Candy Rainboe-Eyelet**

Title:

Stitches: 2,891  
 Height: 53.7 mm  
 Width: 46.3 mm  
 Colors: 9  
 Colorway: Colorway 1  
 Zoom: 2.78



Machine format: Tajima  
 Color changes: 10  
 Stops: 11  
 Trims: 15  
 Appliqués: 0  
 Left: 23.1 mm  
 Right: 23.1 mm  
 Up: 26.9 mm  
 Down: 26.9 mm  
 EndX: 0.0 mm  
 EndY: 0.0 mm  
 Area: 2486.7 mm<sup>2</sup>  
 Max stitch: 12.0 mm  
 Min stitch: 0.3 mm  
 Max jump: 5.7 mm  
 Thread chart: Madeira PolyNeon 40  
 Total thread: 13.87m  
 Total bobbin: 4.14m



Stop Sequence:

#	N#	Color	St.	Code	Name	Element
1.	9	Blackberry Purple	85	1632	Blackberry Purple	
2.	8	Natural White	83	1804	Natural White	
3.	1	Bubble Gum Pink	415	1921	Bubble Gum Pink	
4.	2	1954	309	1954		
5.	3	1599	287	1599		
6.	4	1995	334	1995		
7.	5	1978	327	1978		
8.	6	Summer Sky	440	1932	Summer Sky	
9.	7	Emerald Black	356	1800	Emerald Black	
10.	9	Blackberry Purple	236	1632	Blackberry Purple	
11.	7	Emerald Black	17	1800	Emerald Black	

Thread usage: 12.77m

N#	Color	Name	Length
9.	1632	Blackberry Purple	1.65m
8.	1804	Natural White	0.43m
1.	1921	Bubble Gum Pink	2.03m
2.	1954		1.24m
3.	1599		1.15m
4.	1995		1.20m
5.	1978		1.36m
6.	1932	Summer Sky	1.82m
7.	1800	Emerald Black	1.89m



# Color Film

Wilcom EmbroideryStudio - Designing


Design: **Candy Rainboe-Eyelet**

Title:


Stitches: 2,891  
Height: 53.7 mm  
Width: 46.3 mm  
Colors: 9  
Colorway: Colorway 1  
Zoom: 0.88




Stop #: 1  
Element:  
Code: 1632  
Name: Blackberry Purple  
Chart: Madeira PolyNeon 40  
Stitches: 85  
Thread used: 0.43m




Stop #: 2  
Element:  
Code: 1804  
Name: Natural White  
Chart: Madeira PolyNeon 40  
Stitches: 83  
Thread used: 0.43m




Stop #: 3  
Element:  
Code: 1921  
Name: Bubble Gum Pink  
Chart: Madeira PolyNeon 40  
Stitches: 415  
Thread used: 2.03m



Stop #: 4  
Element:  
Code: 1954  
Name:  
Chart: Madeira PolyNeon 40  
Stitches: 309  
Thread used: 1.24m



Stop #: 5  
Element:  
Code: 1599  
Name:  
Chart: Madeira PolyNeon 40  
Stitches: 287  
Thread used: 1.15m



Stop #: 6  
Element:  
Code: 1995  
Name:  
Chart: Madeira PolyNeon 40  
Stitches: 334  
Thread used: 1.20m


# Color Film

Wilcom EmbroideryStudio - Designing


Design: **Candy Rainboe-Eyelet**

Title:


Stitches: 2,891  
Height: 53.7 mm  
Width: 46.3 mm  
Colors: 9  
Colorway: Colorway 1  
Zoom: 0.88




Stop #: 7  
Element:  
Code: 1978  
Name:  
Chart: Madeira PolyNeon 40  
Stitches: 327  
Thread used: 1.36m




Stop #: 8  
Element:  
Code: 1932  
Name: Summer Sky  
Chart: Madeira PolyNeon 40  
Stitches: 440  
Thread used: 1.82m



Stop #: 9  
Element:  
Code: 1800  
Name: Emerald Black  
Chart: Madeira PolyNeon 40  
Stitches: 356  
Thread used: 1.82m



Stop #: 10  
Element:  
Code: 1632  
Name: Blackberry Purple  
Chart: Madeira PolyNeon 40  
Stitches: 236  
Thread used: 1.22m



Stop #: 11  
Element:  
Code: 1800  
Name: Emerald Black  
Chart: Madeira PolyNeon 40  
Stitches: 17  
Thread used: 0.07m

# Production Worksheet

Wilcom EmbroideryStudio - Designing

Design: **Candy Rainboe-Ribbon**

Title:

Stitches: 2,818  
 Height: 45.1 mm  
 Width: 46.3 mm  
 Colors: 9  
 Colorway: Colorway 1  
 Zoom: 2.78



Machine format: Tajima  
 Color changes: 9  
 Stops: 10  
 Trims: 14  
 Appliqués: 0  
 Left: 23.1 mm  
 Right: 23.1 mm  
 Up: 22.5 mm  
 Down: 22.5 mm  
 EndX: 0.0 mm  
 EndY: 0.0 mm  
 Area: 2086.6 mm<sup>2</sup>  
 Max stitch: 10.2 mm  
 Min stitch: 0.3 mm  
 Max jump: 6.6 mm  
 Thread chart: Madeira PolyNeon 40  
 Total thread: 13.37m  
 Total bobbin: 3.99m

Stop Sequence:

#	N#	Color	St.	Code	Name	Element
1.	9		74	1632	Blackberry Purple	
2.	8		71	1804	Natural White	
3.	1		415	1921	Bubble Gum Pink	
4.	2		309	1954		
5.	3		287	1599		
6.	4		334	1995		
7.	5		327	1978		
8.	6		440	1932	Summer Sky	
9.	7		356	1800	Emerald Black	
10.	9		203	1632	Blackberry Purple	

Thread usage: 12.37m

N#	Color	Name	Length
9.		1632 Blackberry Purple	1.40m
8.		1804 Natural White	0.35m
1.		1921 Bubble Gum Pink	2.03m
2.		1954	1.24m
3.		1599	1.15m
4.		1995	1.20m
5.		1978	1.36m
6.		1932 Summer Sky	1.82m
7.		1800 Emerald Black	1.82m




# Color Film

Wilcom EmbroideryStudio - Designing


Design: **Candy Rainboe-Ribbon**

Title:


Stitches: 2,818  
Height: 45.1 mm  
Width: 46.3 mm  
Colors: 9  
Colorway: Colorway 1  
Zoom: 1.02




Stop #: 1  
Element:  
Code: 1632  
Name: Blackberry Purple  
Chart: Madeira PolyNeon 40  
Stitches: 74  
Thread used: 0.37m




Stop #: 2  
Element:  
Code: 1804  
Name: Natural White  
Chart: Madeira PolyNeon 40  
Stitches: 71  
Thread used: 0.35m




Stop #: 3  
Element:  
Code: 1921  
Name: Bubble Gum Pink  
Chart: Madeira PolyNeon 40  
Stitches: 415  
Thread used: 2.03m



Stop #: 4  
Element:  
Code: 1954  
Name:  
Chart: Madeira PolyNeon 40  
Stitches: 309  
Thread used: 1.24m



Stop #: 5  
Element:  
Code: 1599  
Name:  
Chart: Madeira PolyNeon 40  
Stitches: 287  
Thread used: 1.15m



Stop #: 6  
Element:  
Code: 1995  
Name:  
Chart: Madeira PolyNeon 40  
Stitches: 334  
Thread used: 1.20m





# Color Film

Wilcom EmbroideryStudio - Designing


Design: **Candy Rainboe-Ribbon**

Title:

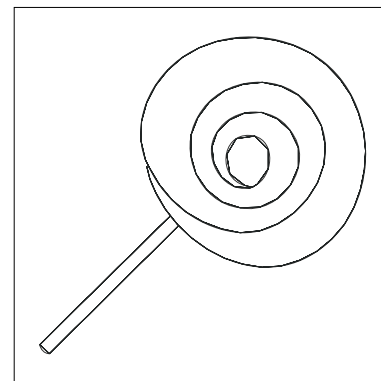
Stitches: 2,818  
Height: 45.1 mm  
Width: 46.3 mm  
Colors: 9  
Colorway: Colorway 1  
Zoom: 1.02




Stop #: 7  
Element:  
Code: 1978  
Name:  
Chart: Madeira PolyNeon 40  
Stitches: 327  
Thread used: 1.36m



Stop #: 8  
Element:  
Code: 1932  
Name: Summer Sky  
Chart: Madeira PolyNeon 40  
Stitches: 440  
Thread used: 1.82m



Stop #: 9  
Element:  
Code: 1800  
Name: Emerald Black  
Chart: Madeira PolyNeon 40  
Stitches: 356  
Thread used: 1.82m



Stop #: 10  
Element:  
Code: 1632  
Name: Blackberry Purple  
Chart: Madeira PolyNeon 40  
Stitches: 203  
Thread used: 1.03m

# Production Worksheet

Wilcom EmbroideryStudio - Designing

Design: **Candy Rainboe-SnapTab**

Title:

Stitches: 3,128  
 Height: 86.7 mm  
 Width: 82.7 mm  
 Colors: 9  
 Colorway: Colorway 1  
 Zoom: 1.56



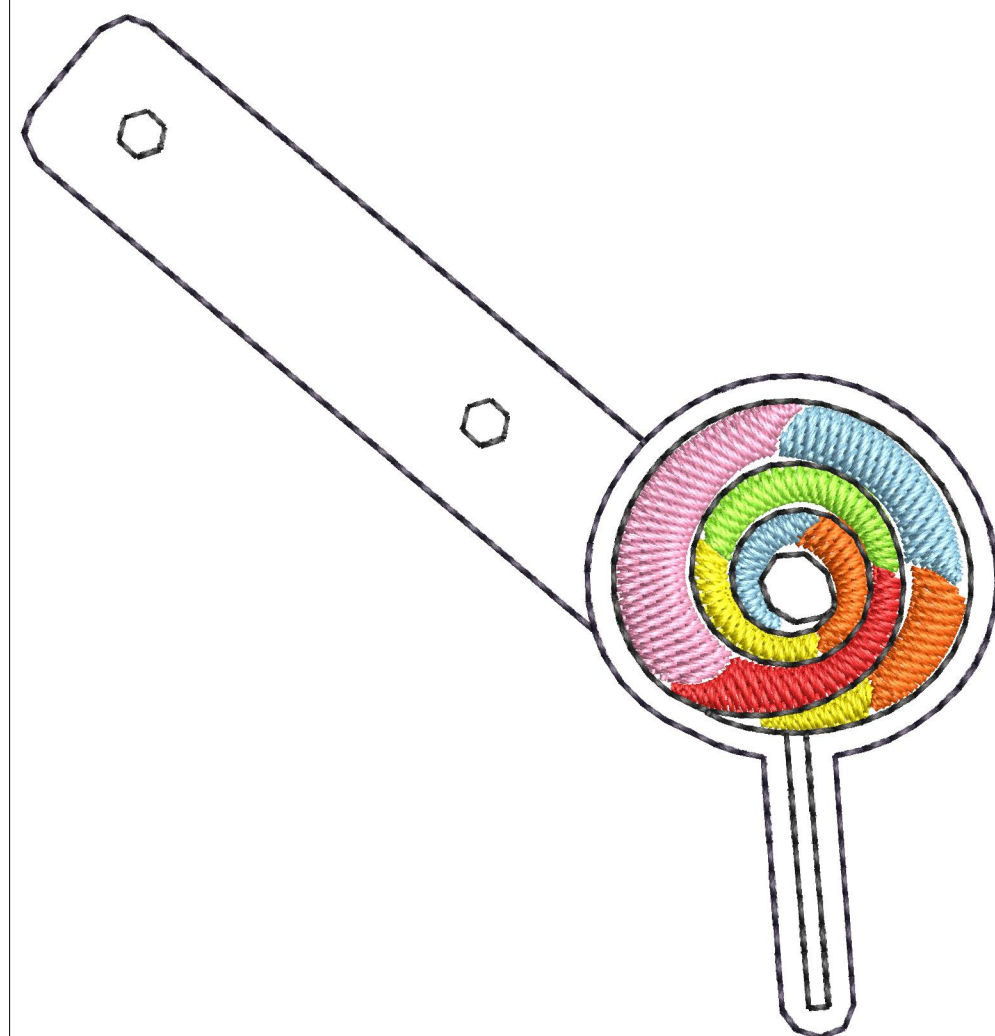
Machine format: Tajima  
 Color changes: 10  
 Stops: 11  
 Trims: 16  
 Appliqués: 0  
 Left: 41.3 mm  
 Right: 41.3 mm  
 Up: 43.3 mm  
 Down: 43.3 mm  
 EndX: 0.0 mm  
 EndY: 0.0 mm  
 Area: 7165.9 mm<sup>2</sup>  
 Max stitch: 12.0 mm  
 Min stitch: 0.3 mm  
 Max jump: 6.4 mm  
 Thread chart: Madeira PolyNeon 40  
 Total thread: 15.07m  
 Total bobbin: 4.57m

Stop Sequence:

#	N#	Color	St.	Code	Name	Element
1.	9		128	1632	Blackberry Purple	
2.	8		129	1804	Natural White	
3.	1		416	1921	Bubble Gum Pink	
4.	2		309	1954		
5.	3		287	1599		
6.	4		334	1995		
7.	5		327	1978		
8.	6		440	1932	Summer Sky	
9.	7		356	1800	Emerald Black	
10.	9		365	1632	Blackberry Purple	
11.	7		35	1800	Emerald Black	

Thread usage: 13.97m

N#	Color	Name	Length
9.		Blackberry Purple	2.56m
8.		Natural White	0.66m
1.		Bubble Gum Pink	2.02m
2.			1.24m
3.			1.15m
4.			1.20m
5.			1.36m
6.		Summer Sky	1.82m
7.		Emerald Black	1.96m



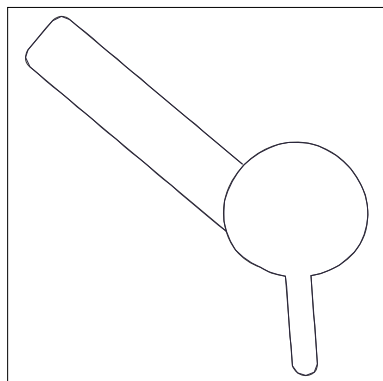
# Color Film

Wilcom EmbroideryStudio - Designing

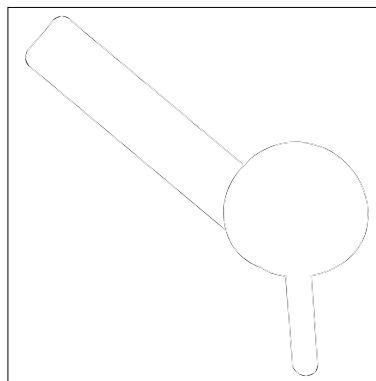
Design: **Candy Rainboe-SnapTab**

Title:


Stitches: 3,128  
Height: 86.7 mm  
Width: 82.7 mm  
Colors: 9  
Colorway: Colorway 1  
Zoom: 0.55




Stop #: 1  
Element:  
Code: 1632  
Name: Blackberry Purple  
Chart: Madeira PolyNeon 40  
Stitches: 128  
Thread used: 0.66m




Stop #: 2  
Element:  
Code: 1804  
Name: Natural White  
Chart: Madeira PolyNeon 40  
Stitches: 129  
Thread used: 0.66m




Stop #: 3  
Element:  
Code: 1921  
Name: Bubble Gum Pink  
Chart: Madeira PolyNeon 40  
Stitches: 416  
Thread used: 2.02m



Stop #: 4  
Element:  
Code: 1954  
Name:  
Chart: Madeira PolyNeon 40  
Stitches: 309  
Thread used: 1.24m



Stop #: 5  
Element:  
Code: 1599  
Name:  
Chart: Madeira PolyNeon 40  
Stitches: 287  
Thread used: 1.15m



Stop #: 6  
Element:  
Code: 1995  
Name:  
Chart: Madeira PolyNeon 40  
Stitches: 334  
Thread used: 1.20m



# Color Film

Wilcom EmbroideryStudio - Designing


Design: **Candy Rainboe-SnapTab**

Title:


Stitches: 3,128  
Height: 86.7 mm  
Width: 82.7 mm  
Colors: 9  
Colorway: Colorway 1  
Zoom: 0.55



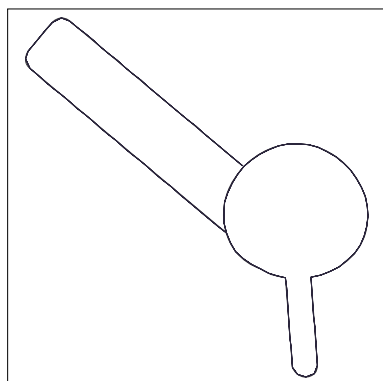
Stop #: 7  
Element:  
Code: 1978  
Name:  
Chart: Madeira PolyNeon 40  
Stitches: 327  
Thread used: 1.36m




Stop #: 8  
Element:  
Code: 1932  
Name: Summer Sky  
Chart: Madeira PolyNeon 40  
Stitches: 440  
Thread used: 1.82m



Stop #: 9  
Element:  
Code: 1800  
Name: Emerald Black  
Chart: Madeira PolyNeon 40  
Stitches: 356  
Thread used: 1.82m



Stop #: 10  
Element:  
Code: 1632  
Name: Blackberry Purple  
Chart: Madeira PolyNeon 40  
Stitches: 365  
Thread used: 1.90m



Stop #: 11  
Element:  
Code: 1800  
Name: Emerald Black  
Chart: Madeira PolyNeon 40  
Stitches: 35  
Thread used: 0.14m