




# **Creative Fabrica**

**Embroidery Design  
Sewing Information**

**[www.creativefabrica.com/embroidery/](http://www.creativefabrica.com/embroidery/)**

© Creative Fabrica



## Key Fob Instructions


### Step 1

Hoop tear away stabilizer and run the placement stitch onto the stabilizer.



### Step 2

Place your fabric/vinyl/leather covering entire placement line, and run the tack-down stitch to secure the fabric.



### Step 3


Complete the design detail steps for embroidery, depending on the design it can be 3-4 or more steps to be done here.



#### Step 4

When embroidery details are done before the last final step, turn the hoop over cover placement line with your back fabric and tape it in place.

(optional) For ribbon KeyFob, place your ribbon folded along with the fabric in this step only.




#### Step 5

Run final tack down stitch to secure front and back fabric together, you can use matching bobbin here if you don't want the back of your KeyFob to look white.



#### Step 6

Remove the hoop, tear away the stabilizer and cut the fabric/vinyl close to the stitches.



#### Step 7

Congratulations, Your design is COMPLETE!

You can add the keyfob hardware as you want, depending on the design you used (ribbon, snaptab or eyelet version)

Thank you for supporting my small business, you can always reach out to me on [www.embroiderydesigns101.com](http://www.embroiderydesigns101.com) if you are having any issues.

# Production Worksheet

Wilcom EmbroideryStudio - Designing

Design: **Dolphin Quick-Eyelet**

Title:

Stitches: 1,185  
Height: 54.7 mm  
Width: 45.3 mm  
Colors: 3  
Colorway: Colorway 1  
Zoom: 2.98



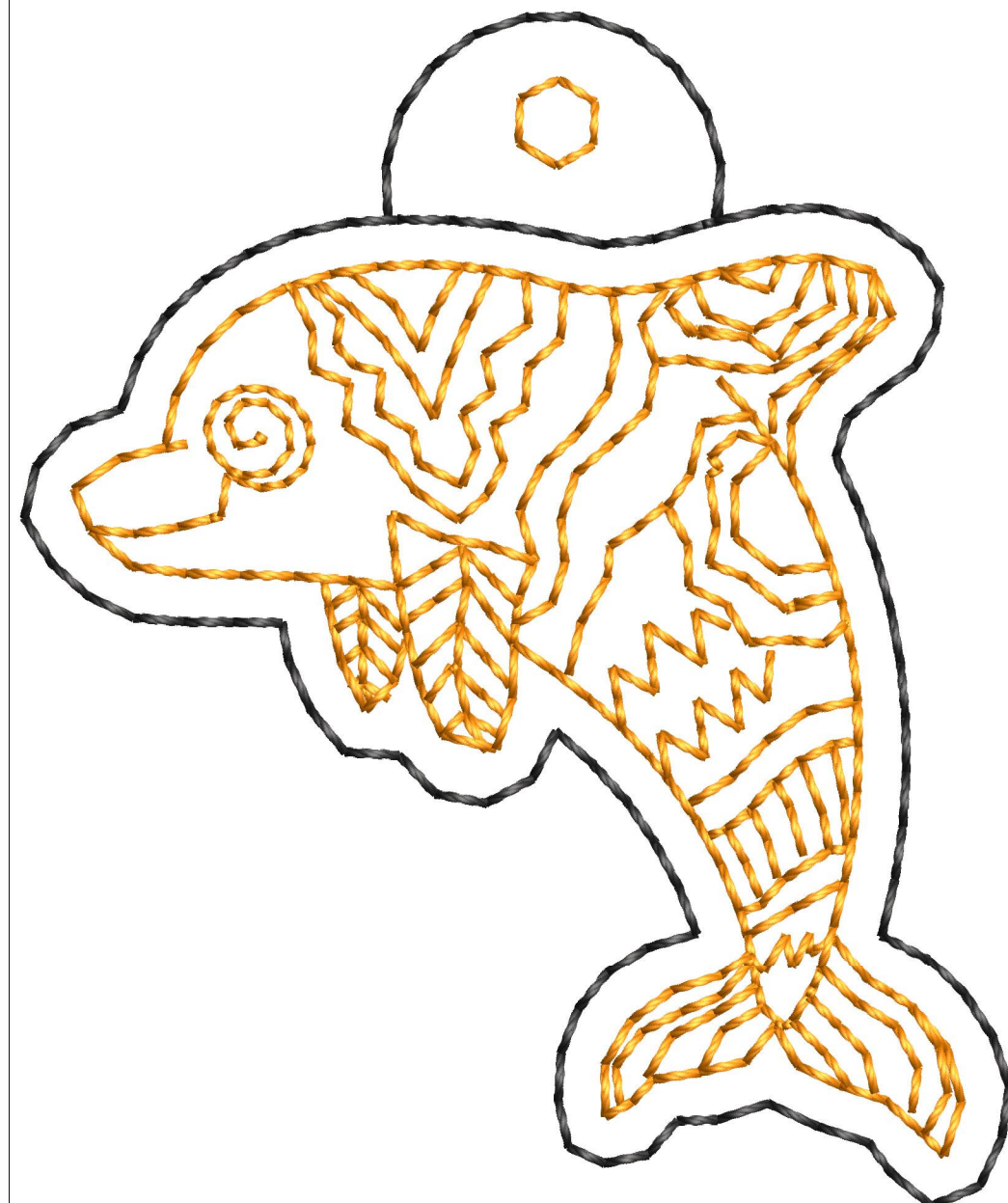
Machine format: Tajima  
Color changes: 4  
Stops: 5  
Trims: 5  
Appliqués: 0  
Left: 22.7 mm  
Right: 22.7 mm  
Up: 27.4 mm  
Down: 27.4 mm  
EndX: 0.0 mm  
EndY: 0.0 mm  
Area: 2481.7 mm<sup>2</sup>  
Max stitch: 9.9 mm  
Min stitch: 0.1 mm  
Max jump: 6.0 mm  
Thread chart: Madeira PolyNeon 40  
Total thread: 6.07m  
Total bobbin: 1.89m

### Stop Sequence:

#	N#	Color	St.	Code	Name	Element
1.	3	Black	98	1800	Emerald Black	
2.	1	Mint	98	1592	Misty Mint	
3.	2	Orange	698	1937		
4.	3	Black	272	1800	Emerald Black	
5.	2	Orange	17	1937		

Thread usage: 5.57m

N#	Color	Name	Length
3.	1800	Emerald Black	1.88m
1.	1592	Misty Mint	0.49m
2.	1937		3.20m




# Color Film


Wilcom EmbroideryStudio - Designing  
Design: **Dolphin Quick-Eyelet**

Title:


Stitches: 1,185  
Height: 54.7 mm  
Width: 45.3 mm  
Colors: 3  
Colorway: Colorway 1  
Zoom: 0.87




Stop #: 1  
Element:  
Code: 1800  
Name: Emerald Black  
Chart: Madeira PolyNeon 40  
Stitches: 98  
Thread used: 0.49m




Stop #: 2  
Element:  
Code: 1592  
Name: Misty Mint  
Chart: Madeira PolyNeon 40  
Stitches: 98  
Thread used: 0.49m



Stop #: 3  
Element:  
Code: 1937  
Name:  
Chart: Madeira PolyNeon 40  
Stitches: 698  
Thread used: 3.13m



Stop #: 4  
Element:  
Code: 1800  
Name: Emerald Black  
Chart: Madeira PolyNeon 40  
Stitches: 272  
Thread used: 1.39m



Stop #: 5  
Element:  
Code: 1937  
Name:  
Chart: Madeira PolyNeon 40  
Stitches: 17  
Thread used: 0.07m



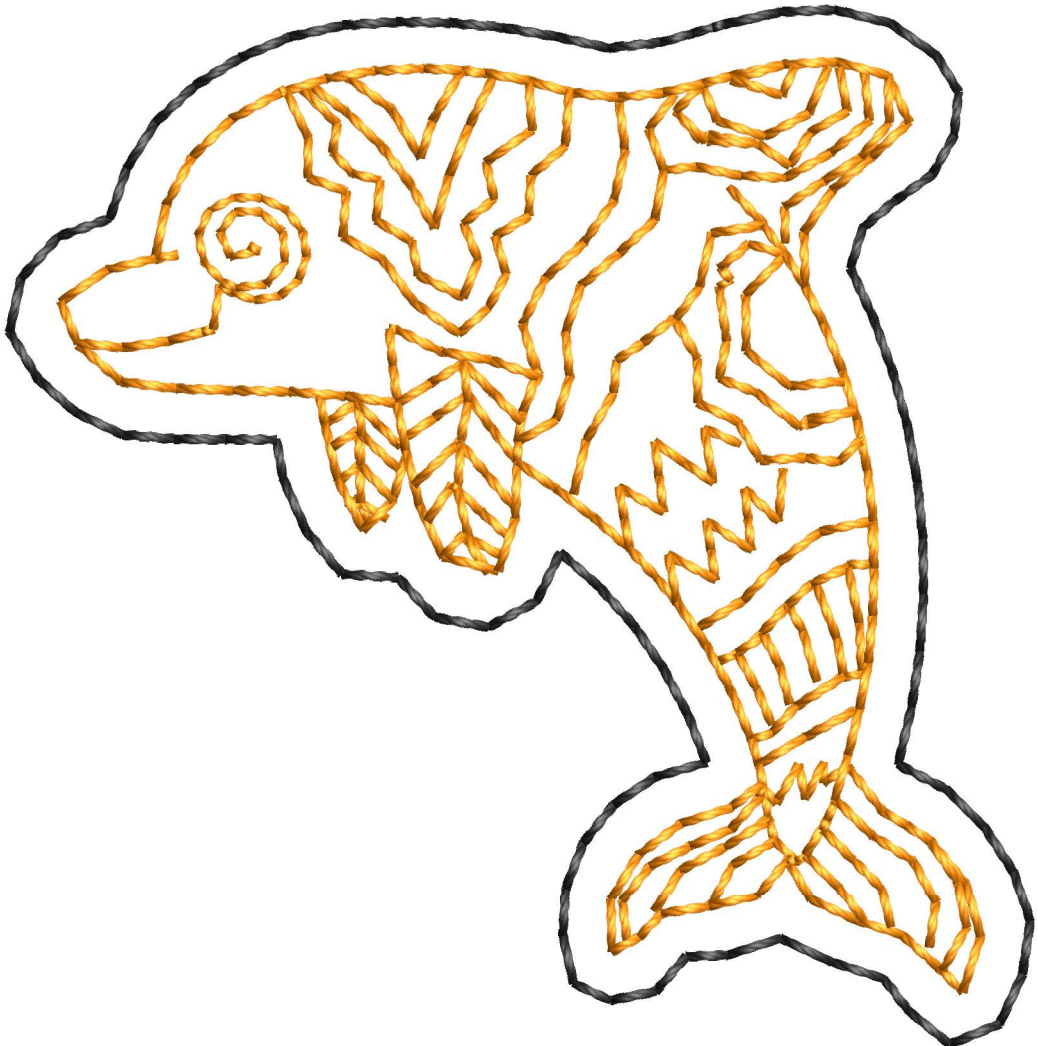
# Production Worksheet

Wilcom EmbroideryStudio - Designing  
 Design: **Dolphin Quick-Ribbon**  
 Title:

Stitches: 1,118  
 Height: 45.9 mm  
 Width: 45.3 mm  
 Colors: 3  
 Colorway: Colorway 1  
 Zoom: 2.98



Machine format: Tajima  
 Color changes: 3  
 Stops: 4  
 Trims: 4  
 Appliqués: 0  
 Left: 22.7 mm  
 Right: 22.7 mm  
 Up: 23.0 mm  
 Down: 23.0 mm  
 EndX: 0.0 mm  
 EndY: 0.0 mm  
 Area: 2083.6 mm<sup>2</sup>  
 Max stitch: 5.7 mm  
 Min stitch: 0.1 mm  
 Max jump: 5.7 mm  
 Thread chart: Madeira PolyNeon 40  
 Total thread: 5.60m  
 Total bobbin: 1.76m



Stop Sequence:

#	N#	Color	St.	Code	Name	Element
1.	3	Black	88	1800	Emerald Black	
2.	1	Light Blue	85	1592	Misty Mint	
3.	2	Orange	698	1937		
4.	3	Black	245	1800	Emerald Black	

Thread usage: 5.20m

N#	Color	Name	Length
3.	1800	Emerald Black	1.65m
1.	1592	Misty Mint	0.42m
2.	1937		3.13m

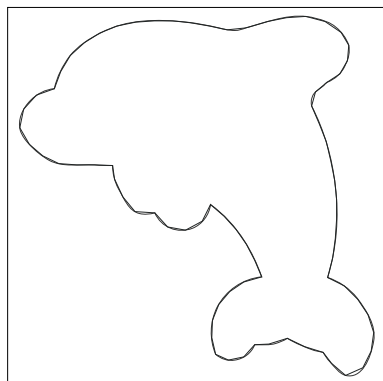

# Color Film

Wilcom EmbroideryStudio - Designing


Design: **Dolphin Quick-Ribbon**

Title:


Stitches: 1,118  
Height: 45.9 mm  
Width: 45.3 mm  
Colors: 3  
Colorway: Colorway 1  
Zoom: 1.03



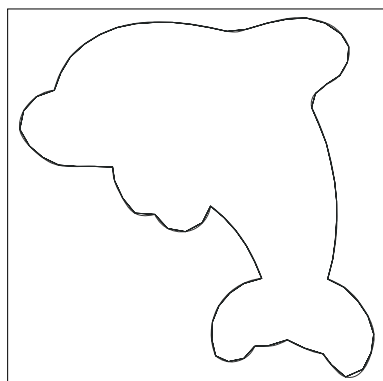
Stop #: 1  
Element:  
Code: 1800  
Name: Emerald Black  
Chart: Madeira PolyNeon 40  
Stitches: 88  
Thread used: 0.43m



Stop #: 2  
Element:  
Code: 1592  
Name: Misty Mint  
Chart: Madeira PolyNeon 40  
Stitches: 85  
Thread used: 0.42m



Stop #: 3  
Element:  
Code: 1937  
Name:  
Chart: Madeira PolyNeon 40  
Stitches: 698  
Thread used: 3.13m



Stop #: 4  
Element:  
Code: 1800  
Name: Emerald Black  
Chart: Madeira PolyNeon 40  
Stitches: 245  
Thread used: 1.22m

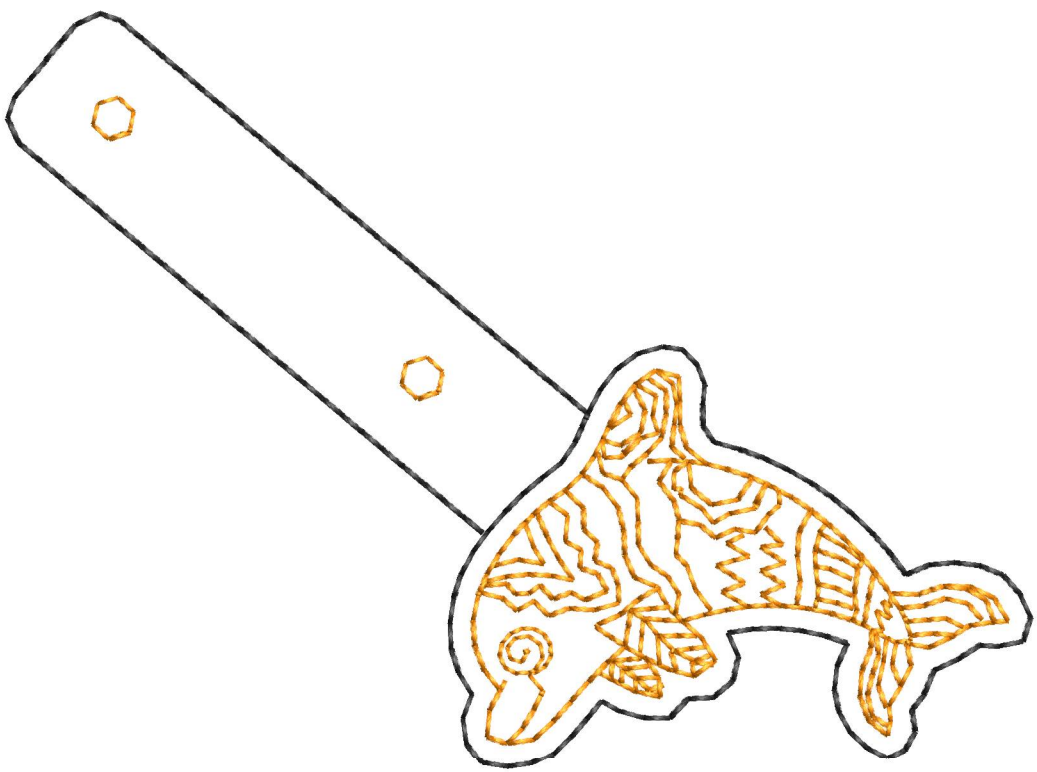
# Production Worksheet

Wilcom EmbroideryStudio - Designing  
 Design: **Dolphin Quick-SnapTab**  
 Title:

Stitches: 1,423  
 Height: 71.2 mm  
 Width: 96.7 mm  
 Colors: 3  
 Colorway: Colorway 1  
 Zoom: 1.40



Machine format: Tajima  
 Color changes: 4  
 Stops: 5  
 Trims: 6  
 Appliqués: 0  
 Left: 48.4 mm  
 Right: 48.4 mm  
 Up: 35.6 mm  
 Down: 35.6 mm  
 EndX: 0.0 mm  
 EndY: 0.0 mm  
 Area: 6888.1 mm<sup>2</sup>  
 Max stitch: 11.2 mm  
 Min stitch: 0.1 mm  
 Max jump: 6.7 mm  
 Thread chart: Madeira PolyNeon 40  
 Total thread: 7.30m  
 Total bobbin: 2.34m



Stop Sequence:

#	N#	Color	St.	Code	Name	Element
1.	3	Black	141	1800	Emerald Black	
2.	1	Misty Mint	140	1592	Misty Mint	
3.	2	Orange	698	1937		
4.	3	Black	404	1800	Emerald Black	
5.	2	Orange	38	1937		

Thread usage: 6.80m

N#	Color	Name	Length
3.	1800	Emerald Black	2.80m
1.	1592	Misty Mint	0.73m
2.	1937		3.27m



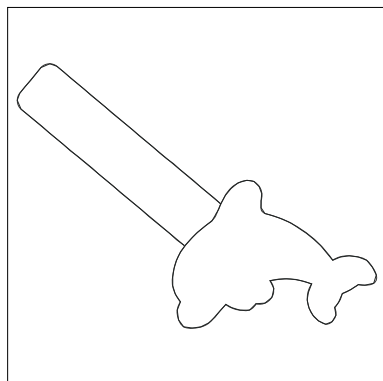

# Color Film

Wilcom EmbroideryStudio - Designing


Design: **Dolphin Quick-SnapTab**

Title:


Stitches: 1,423  
Height: 71.2 mm  
Width: 96.7 mm  
Colors: 3  
Colorway: Colorway 1  
Zoom: 0.49



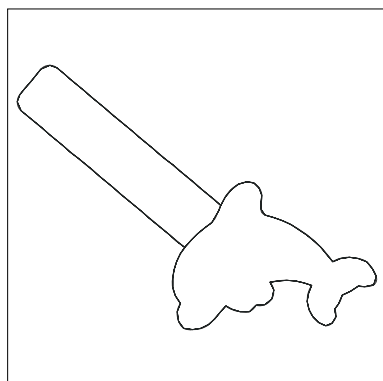
Stop #: 1  
Element:  
Code: 1800  
Name: Emerald Black  
Chart: Madeira PolyNeon 40  
Stitches: 141  
Thread used: 0.72m




Stop #: 2  
Element:  
Code: 1592  
Name: Misty Mint  
Chart: Madeira PolyNeon 40  
Stitches: 140  
Thread used: 0.73m



Stop #: 3  
Element:  
Code: 1937  
Name:  
Chart: Madeira PolyNeon 40  
Stitches: 698  
Thread used: 3.13m



Stop #: 4  
Element:  
Code: 1800  
Name: Emerald Black  
Chart: Madeira PolyNeon 40  
Stitches: 404  
Thread used: 2.09m



Stop #: 5  
Element:  
Code: 1937  
Name:  
Chart: Madeira PolyNeon 40  
Stitches: 38  
Thread used: 0.14m