



# **Creative Fabrica**

**Embroidery Design  
Sewing Information**

**[www.creativefabrica.com/embroidery/](http://www.creativefabrica.com/embroidery/)**

© Creative Fabrica

## Key Fob Instructions



### Step 1

Hoop tear away stabilizer and run the placement stitch onto the stabilizer.



### Step 2

Place your fabric/vinyl/leather covering entire placement line, and run the tack-down stitch to secure the fabric.



### Step 3


Complete the design detail steps for embroidery, depending on the design it can be 3-4 or more steps to be done here.



#### Step 4

When embroidery details are done before the last final step, turn the hoop over cover placement line with your back fabric and tape it in place.

(optional) For ribbon KeyFob, place your ribbon folded along with the fabric in this step only.



#### Step 5

Run final tack down stitch to secure front and back fabric together, you can use matching bobbin here if you don't want the back of your KeyFob to look white.



#### Step 6

Remove the hoop, tear away the stabilizer and cut the fabric/vinyl close to the stitches.



#### Step 7

Congratulations, Your design is COMPLETE!

You can add the keyfob hardware as you want, depending on the design you used (ribbon, snaptab or eyelet version)

Thank you for supporting my small business, you can always reach out to me on [www.embroiderydesigns101.com](http://www.embroiderydesigns101.com) if you are having any issues.

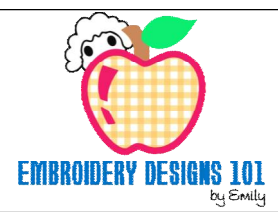
# Production Worksheet

Wilcom EmbroideryStudio - Designing


Design: **Durango-Eyelet**

Title:

Stitches: 2,038  
 Height: 50.2 mm  
 Width: 61.5 mm  
 Colors: 4  
 Colorway: Colorway 1  
 Zoom: 2.13



Machine format: Tajima  
 Color changes: 6  
 Stops: 7  
 Trims: 11  
 Appliqués: 0  
 Left: 30.7 mm  
 Right: 30.7 mm  
 Up: 25.1 mm  
 Down: 25.1 mm  
 EndX: 0.0 mm  
 EndY: 0.0 mm  
 Area: 3085.4 mm<sup>2</sup>  
 Max stitch: 6.8 mm  
 Min stitch: 0.1 mm  
 Max jump: 6.8 mm  
 Thread chart: Madeira PolyNeon 40  
 Total thread: 10.52m  
 Total bobbin: 3.40m



Stop Sequence:

#	N#	Color	St.	Code	Name	Element
1.	4	[Green]	97	1950		
2.	1	[Pink]	97	1921	Bubble Gum Pink	
3.	3	[Light Blue]	292	1563	Icy Blue	
4.	4	[Green]	612	1950		
5.	2	[Yellow]	652	1823		
6.	4	[Green]	269	1950		
7.	3	[Light Blue]	17	1563	Icy Blue	

Thread usage: 9.82m

N#	Color	Name	Length
4.	[Green] 1950		4.79m
1.	[Pink] 1921	Bubble Gum Pink	0.47m
3.	[Light Blue] 1563	Icy Blue	1.43m
2.	[Yellow] 1823		3.12m

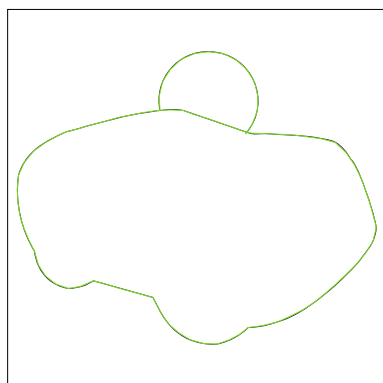

# Color Film

Wilcom EmbroideryStudio - Designing

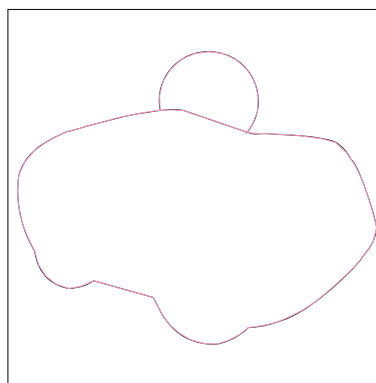
Design: **Durango-Eyelet**

Title:

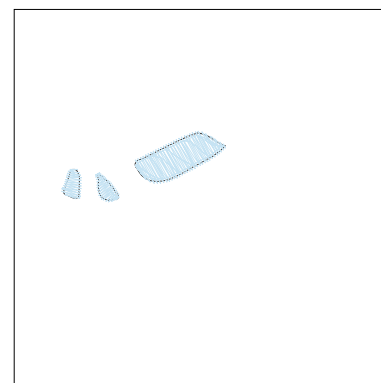
Stitches: 2,038  
Height: 50.2 mm  
Width: 61.5 mm  
Colors: 4  
Colorway: Colorway 1  
Zoom: 0.77




Stop #: 1  
Element:  
Code: 1950  
Name:  
Chart: Madeira PolyNeon 40  
Stitches: 97  
Thread used: 0.48m



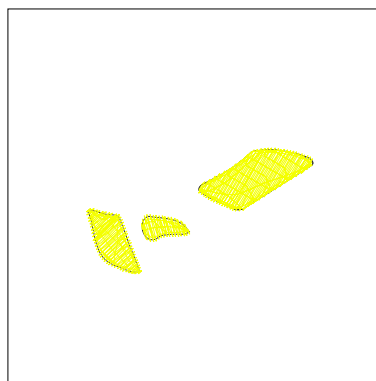
Stop #: 2  
Element:  
Code: 1921  
Name: Bubble Gum Pink  
Chart: Madeira PolyNeon 40  
Stitches: 97  
Thread used: 0.47m



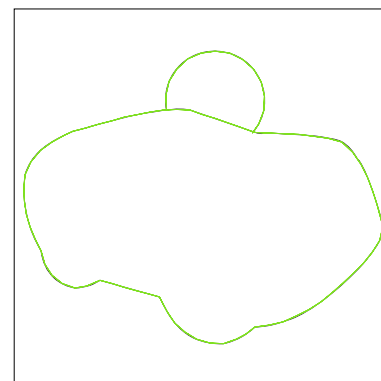
Stop #: 3  
Element:  
Code: 1563  
Name: Icy Blue  
Chart: Madeira PolyNeon 40  
Stitches: 292  
Thread used: 1.36m



Stop #: 4  
Element:  
Code: 1950  
Name:  
Chart: Madeira PolyNeon 40  
Stitches: 612  
Thread used: 2.96m



Stop #: 5  
Element:  
Code: 1823  
Name:  
Chart: Madeira PolyNeon 40  
Stitches: 652  
Thread used: 3.12m



Stop #: 6  
Element:  
Code: 1950  
Name:  
Chart: Madeira PolyNeon 40  
Stitches: 269  
Thread used: 1.35m


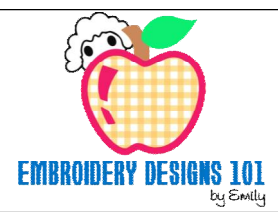
# Color Film

Wilcom EmbroideryStudio - Designing

Design: **Durango-Eyelet**

Title:

Stitches: 2,038  
Height: 50.2 mm  
Width: 61.5 mm  
Colors: 4  
Colorway: Colorway 1  
Zoom: 0.77



Stop #: 7  
Element:  
Code: 1563  
Name: Icy Blue  
Chart: Madeira PolyNeon 40  
Stitches: 17  
Thread used: 0.07m

# Production Worksheet

Wilcom EmbroideryStudio - Designing


Design: **Durango-Ribbon**

Title:

Stitches: 1,950  
 Height: 40.2 mm  
 Width: 61.5 mm  
 Colors: 4  
 Colorway: Colorway 1  
 Zoom: 2.13



Machine format: Tajima  
 Color changes: 5  
 Stops: 6  
 Trims: 10  
 Appliqués: 0  
 Left: 30.7 mm  
 Right: 30.7 mm  
 Up: 20.1 mm  
 Down: 20.1 mm  
 EndX: 0.0 mm  
 EndY: 0.0 mm  
 Area: 2472.2 mm<sup>2</sup>  
 Max stitch: 6.8 mm  
 Min stitch: 0.1 mm  
 Max jump: 6.8 mm  
 Thread chart: Madeira PolyNeon 40  
 Total thread: 9.96m  
 Total bobbin: 3.24m



Stop Sequence:

#	N#	Color	St.	Code	Name	Element
1.	4	[Green]	82	1950		
2.	1	[Pink]	80	1921	Bubble Gum Pink	
3.	3	[Light Blue]	292	1563	Icy Blue	
4.	4	[Green]	612	1950		
5.	2	[Yellow]	652	1823		
6.	4	[Green]	230	1950		

Thread usage: 9.36m

N#	Color	Name	Length
4.	[Green] 1950		4.49m
1.	[Pink] 1921	Bubble Gum Pink	0.39m
3.	[Light Blue] 1563	Icy Blue	1.36m
2.	[Yellow] 1823		3.12m


# Color Film

Wilcom EmbroideryStudio - Designing


Design: **Durango-Ribbon**

Title:

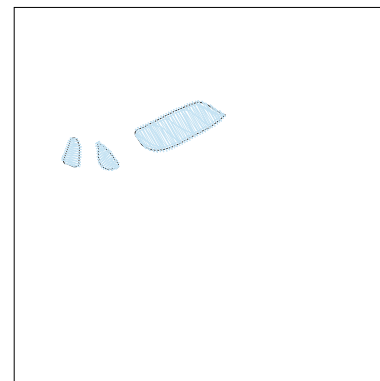
Stitches: 1,950  
Height: 40.2 mm  
Width: 61.5 mm  
Colors: 4  
Colorway: Colorway 1  
Zoom: 0.77




Stop #: 1  
Element:  
Code: 1950  
Name:  
Chart: Madeira PolyNeon 40  
Stitches: 82  
Thread used: 0.40m



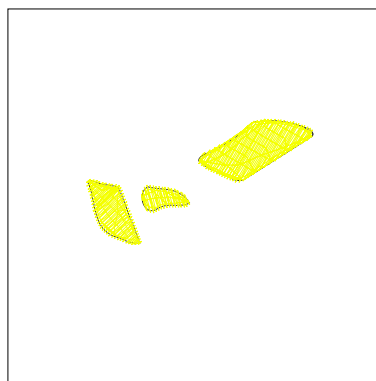
Stop #: 2  
Element:  
Code: 1921  
Name: Bubble Gum Pink  
Chart: Madeira PolyNeon 40  
Stitches: 80  
Thread used: 0.39m




Stop #: 3  
Element:  
Code: 1563  
Name: Icy Blue  
Chart: Madeira PolyNeon 40  
Stitches: 292  
Thread used: 1.36m



Stop #: 4  
Element:  
Code: 1950  
Name:  
Chart: Madeira PolyNeon 40  
Stitches: 612  
Thread used: 2.96m



Stop #: 5  
Element:  
Code: 1823  
Name:  
Chart: Madeira PolyNeon 40  
Stitches: 652  
Thread used: 3.12m



Stop #: 6  
Element:  
Code: 1950  
Name:  
Chart: Madeira PolyNeon 40  
Stitches: 230  
Thread used: 1.13m



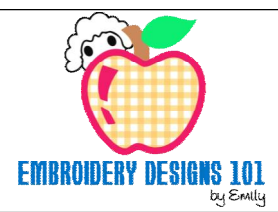
# Production Worksheet

Wilcom EmbroideryStudio - Designing

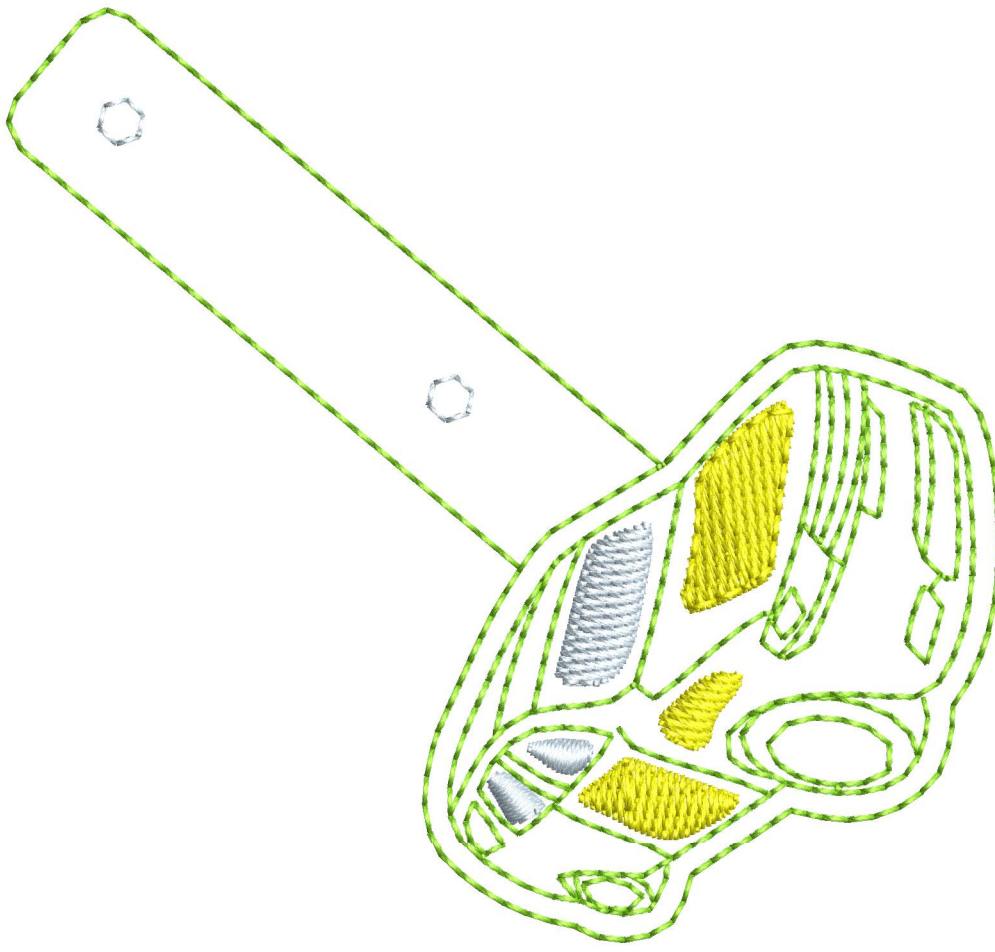
Design: **Durango-SnapTab**

Title:

Stitches: 2,266  
Height: 82.5 mm  
Width: 87.7 mm  
Colors: 4  
Colorway: Colorway 1  
Zoom: 1.49



Machine format: Tajima  
Color changes: 6  
Stops: 7  
Trims: 12  
Appliqués: 0  
Left: 43.9 mm  
Right: 43.9 mm  
Up: 41.2 mm  
Down: 41.2 mm  
EndX: 0.0 mm  
EndY: 0.0 mm  
Area: 7234.7 mm<sup>2</sup>  
Max stitch: 11.3 mm  
Min stitch: 0.1 mm  
Max jump: 6.5 mm  
Thread chart: Madeira PolyNeon 40  
Total thread: 11.71m  
Total bobbin: 3.84m



Stop Sequence:

#	N#	Color	St.	Code	Name	Element
1.	4	[Green]	138	1950		
2.	1	[Pink]	138	1921	Bubble Gum Pink	
3.	3	[Light Blue]	292	1563	Icy Blue	
4.	4	[Green]	610	1950		
5.	2	[Yellow]	652	1823		
6.	4	[Green]	397	1950		
7.	3	[Light Blue]	37	1563	Icy Blue	

Thread usage: 11.01m

N#	Color	Name	Length
4.	[Green] 1950		5.69m
1.	[Pink] 1921	Bubble Gum Pink	0.70m
3.	[Light Blue] 1563	Icy Blue	1.50m
2.	[Yellow] 1823		3.12m

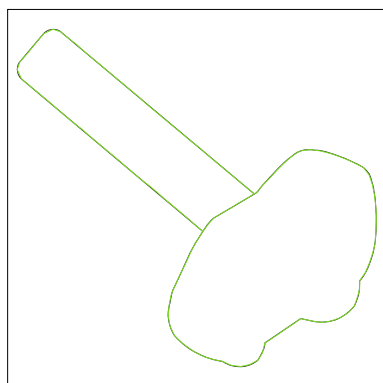

# Color Film

Wilcom EmbroideryStudio - Designing

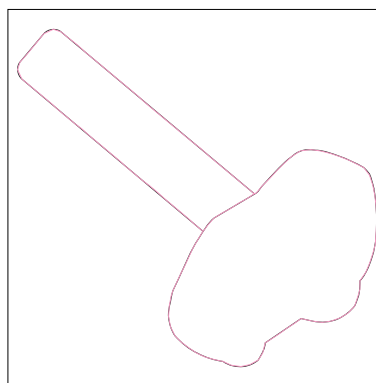
Design: **Durango-SnapTab**

Title:

Stitches: 2,266  
Height: 82.5 mm  
Width: 87.7 mm  
Colors: 4  
Colorway: Colorway 1  
Zoom: 0.54



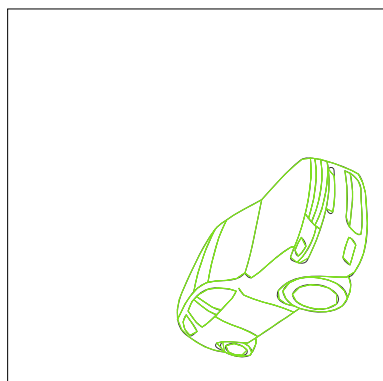
Stop #: 1  
Element:  
Code: 1950  
Name:  
Chart: Madeira PolyNeon 40  
Stitches: 138  
Thread used: 0.70m




Stop #: 2  
Element:  
Code: 1921  
Name: Bubble Gum Pink  
Chart: Madeira PolyNeon 40  
Stitches: 138  
Thread used: 0.70m



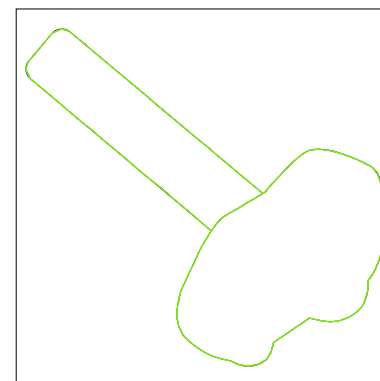
Stop #: 3  
Element:  
Code: 1563  
Name: Icy Blue  
Chart: Madeira PolyNeon 40  
Stitches: 292  
Thread used: 1.36m



Stop #: 4  
Element:  
Code: 1950  
Name:  
Chart: Madeira PolyNeon 40  
Stitches: 610  
Thread used: 2.96m



Stop #: 5  
Element:  
Code: 1823  
Name:  
Chart: Madeira PolyNeon 40  
Stitches: 652  
Thread used: 3.12m



Stop #: 6  
Element:  
Code: 1950  
Name:  
Chart: Madeira PolyNeon 40  
Stitches: 397  
Thread used: 2.03m


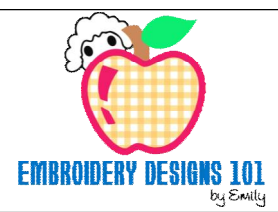
# Color Film

Wilcom EmbroideryStudio - Designing

Design: **Durango-SnapTab**

Title:

Stitches: 2,266  
Height: 82.5 mm  
Width: 87.7 mm  
Colors: 4  
Colorway: Colorway 1  
Zoom: 0.54



Stop #: 7  
Element:  
Code: 1563  
Name: Icy Blue  
Chart: Madeira PolyNeon 40  
Stitches: 37  
Thread used: 0.14m